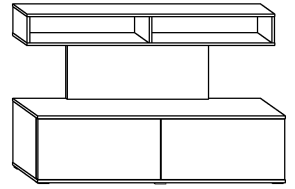




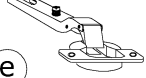

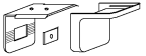

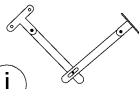










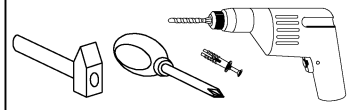


REX

- 140 + 940 \ 36



x 6  (a)	x 20  (b)	x 12  (c)	x 12  (d)	x 4  (e)	x 4  (f)
x 2 kpl.  (g)	x 6  (h)	x 2  (i)	x 2  (j)	x 2  (k)	
x 12 (3x13)  (l)	x 16 (3,5x16)  (m)	x 12 (4x20)  (n)	x 4 (6,2x13)  (o)	x 80  (p)	x 1  (r)







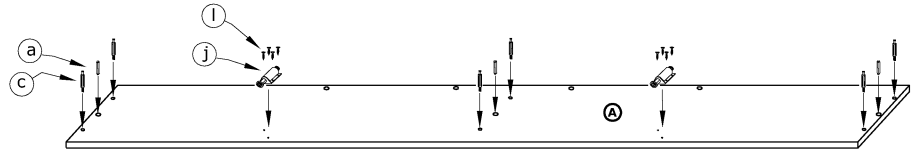
1 - FAZY MONTAŻU

A - OZNACZENIE ELEMENTÓW


a - OZNACZENIE AKCESORIÓW

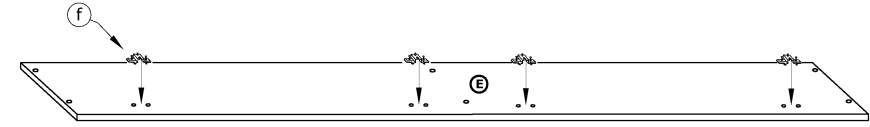
1

x 3  (a)	x 6  (c)
x 2  (j)	x 8 (3x13)  (l)





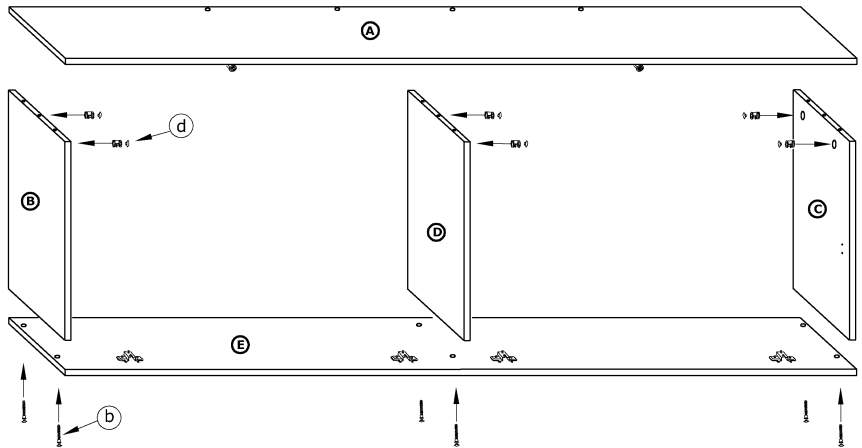
2

x 4  (f)





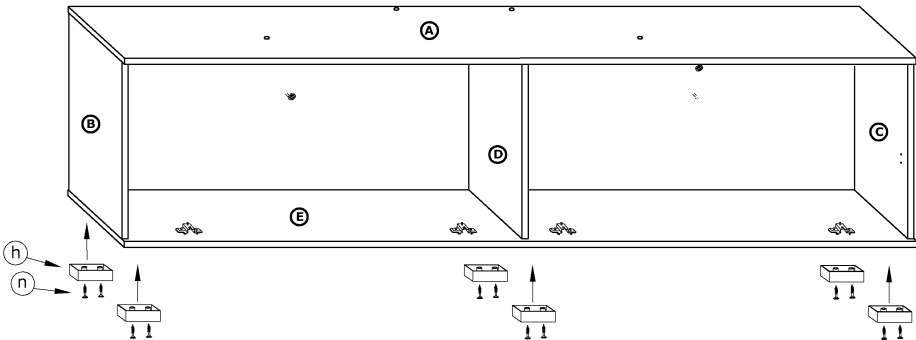
3

x 6  (b)	x 6  (d)
--	--







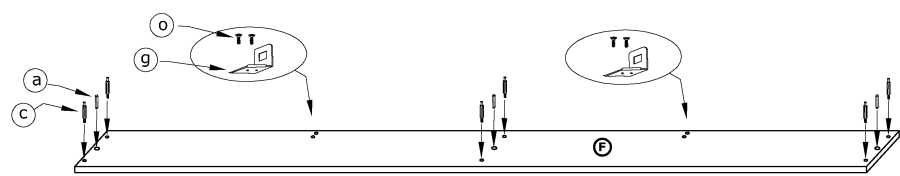
4


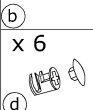
x 6  (h)	x 12 (4x20)  (n)
--	---

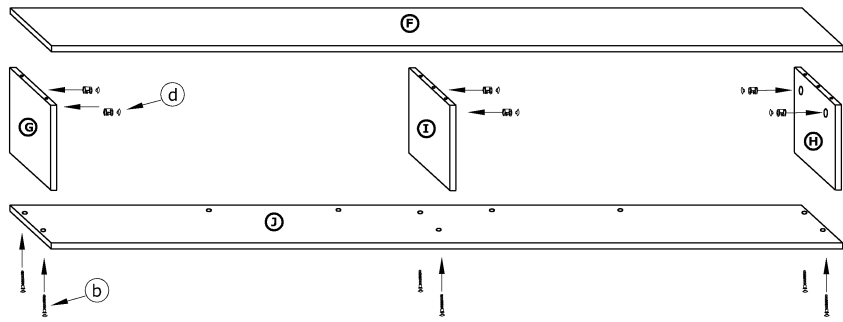



5

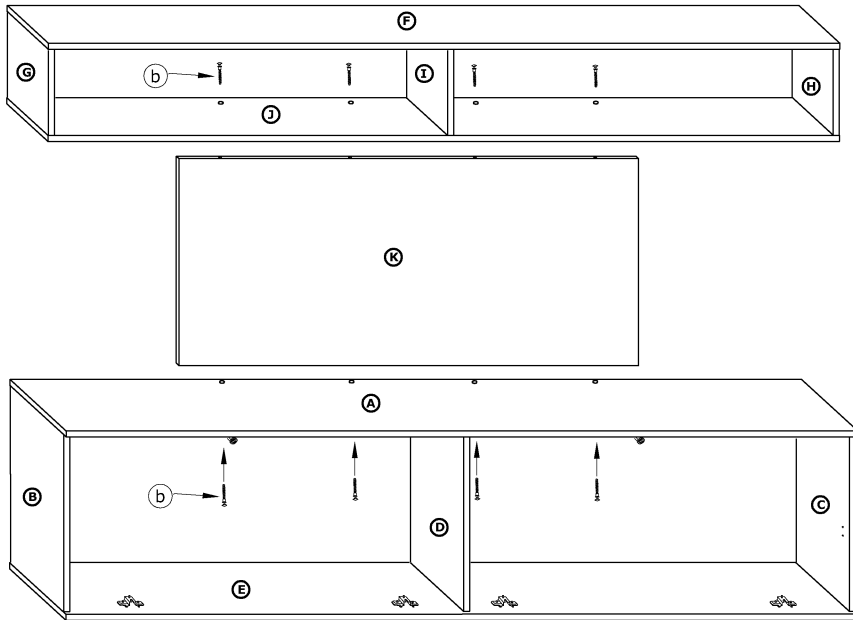
x 3  (a)	x 6  (c)
x 2  (g)	x 4 (6,2x13)  (o)








- 6**
- x 6 
 - x 6 



- 7**
- x 8 



- 8**
- x 4 
 - x 2 
 - x 2 
 - x 4 (3x13) 
 - x 16 (3,5x16) 
 - x 80 