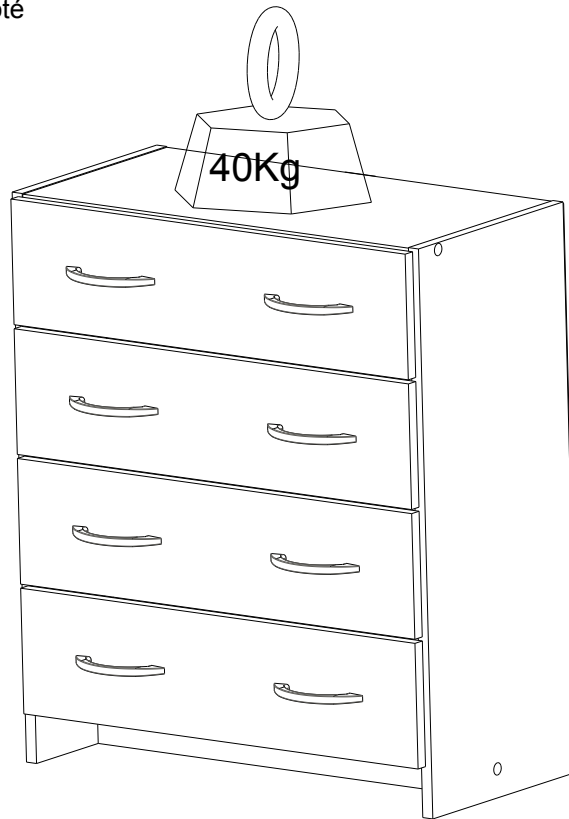
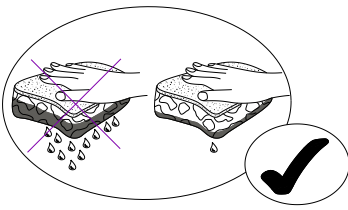
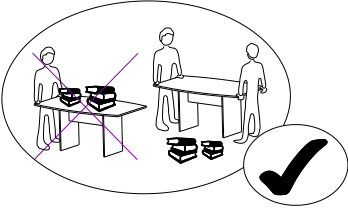
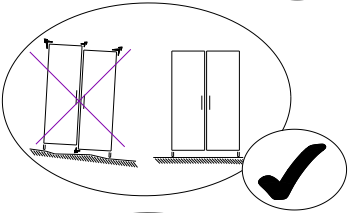
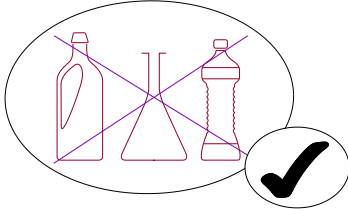




SAV  
SPAREPARTS  
KUNDEDIENST  
POST VENTAS  
SERVICE NA VERKOOP  
SERVIZIO POST-VENDITA  
SERVICO DEPOIS DE VENDA  
SERWIS POGWARANCYJNY

# 242858-2

S.A Meubles DEMEYERE - 178-184 rue de la Prévôté  
59840 PERENCHIES - FRANCE



**1H 00MN**



**FR SECURITE**

RESPECTER LES INSTRUCTIONS DE MONTAGE DECRITES DANS LA NOTICE.

**EN CAUTION**

FOLLOW CAREFULLY THE ASSEMBLING INSTRUCTIONS DESCRIBED IN THE DIRECTIONS.

**DE SICHERHEITSVORSCHRIFTEN**

BEACHTEN SIE BITTE UNBEDINGT DIE ANGEGEBENEN AUFBAUVORSCHRIFTEN.

**ES SEGURIDAD**

RESPECTAR LAS INSTRUCCIONES DE MONTAJE DESCRIBIDAS EN EL FOLLETO.

**NL VEILIGHEID**

DE IN DE GEBRUIKSAANWIJZING BESCHREVEN INSTRUCTIES RESPECTEREN.

**IT SICUREZZA**

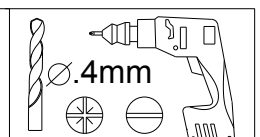
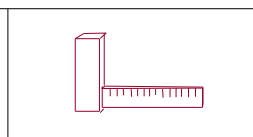
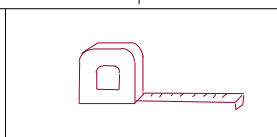
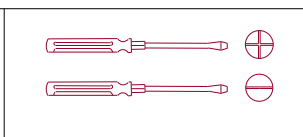
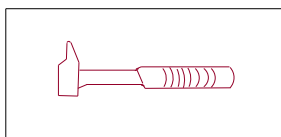
RISPETTARE LE ISTRUZIONI DI MONTAGGIO DESCRITTE NEEL'AVVERTENZA.

**PT SEGURANCA**

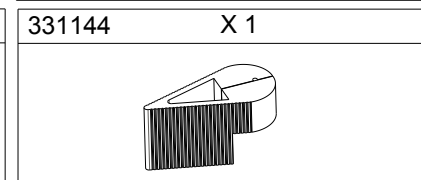
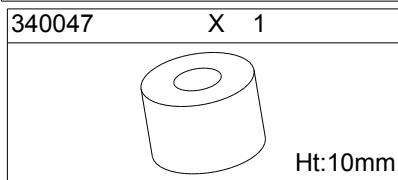
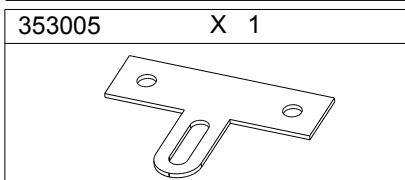
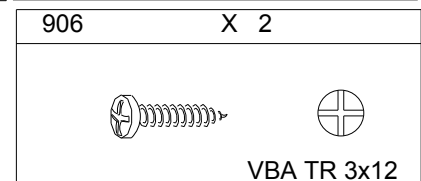
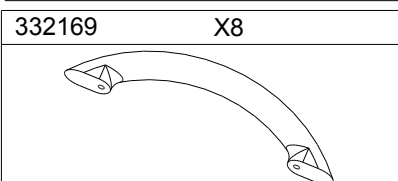
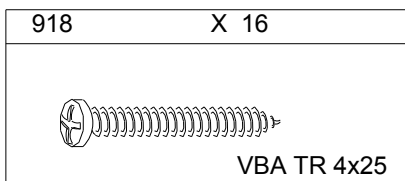
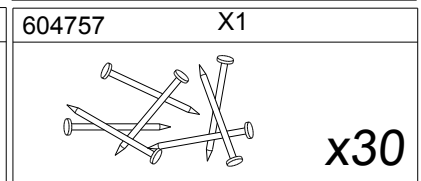
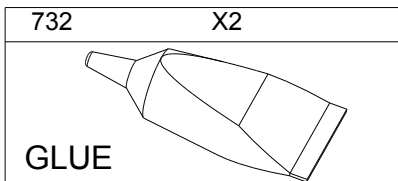
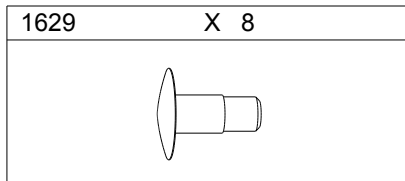
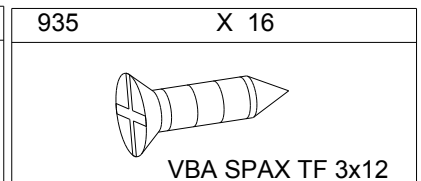
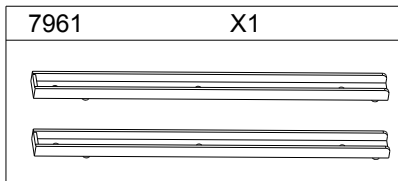
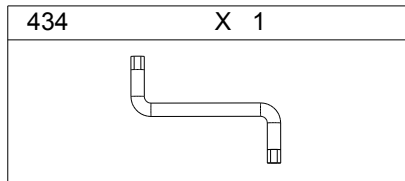
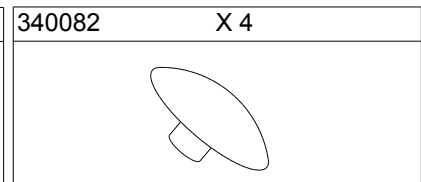
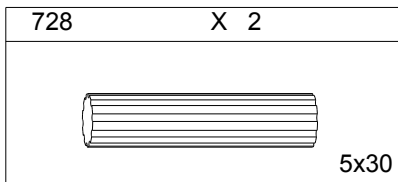
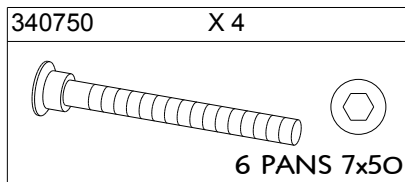
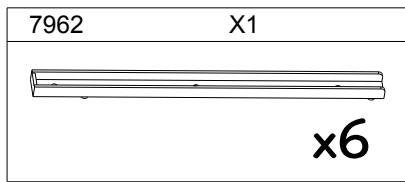
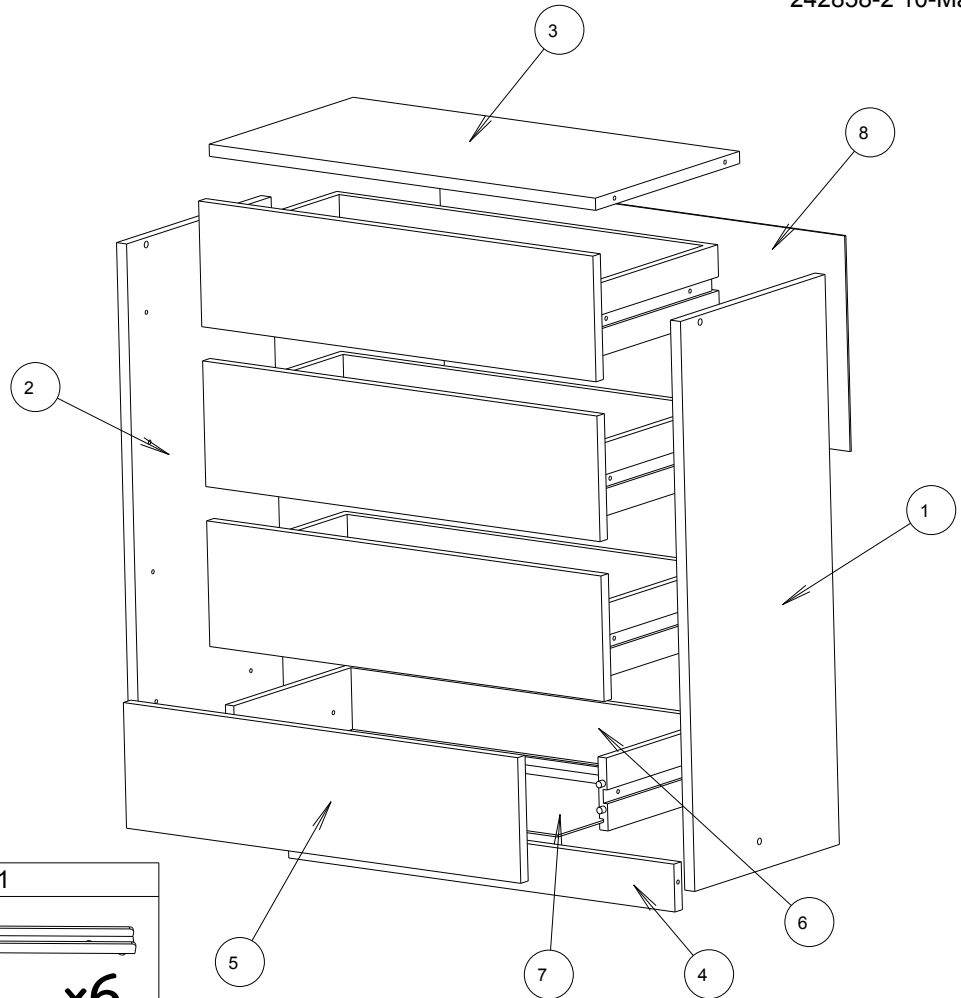
RESPEITAR AS INSTURACOES DE MONTAGEM DESCREVEDAS NA INSTRUOES DE USO.

**PL UWAGA**

PROSZĘ PRZESTRZEGĄĆ INSTRUKCJI MONTAŻU.



REP	DIM	QTE
1	703 x 293	1
2	703 x 293	1
3	577 x 292	1
4	577 x 59	1
5	589 x 155	4
6	250 x 569	4
7	554 x 248	4
8	605 x 266	1



**1**

935	X16	7961	X1
-----	-----	------	----

VBA SPAX TF 3x12

7962	X1
------	----

x6

**2**

728	X 2
-----	-----

5x30

29.5 mm

**3**

340750	X 4	434	X 1
--------	-----	-----	-----

6 PANS 7x50

35.5 mm

**4**

604757	X1	331144	X 1
--------	----	--------	-----

x30

90°

434.5 mm

**5**

332169	X8	918	X16	732	X2
--------	----	-----	-----	-----	----

VBA TR 4x25

GLUE

**x4**


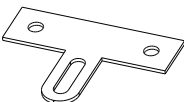

2H

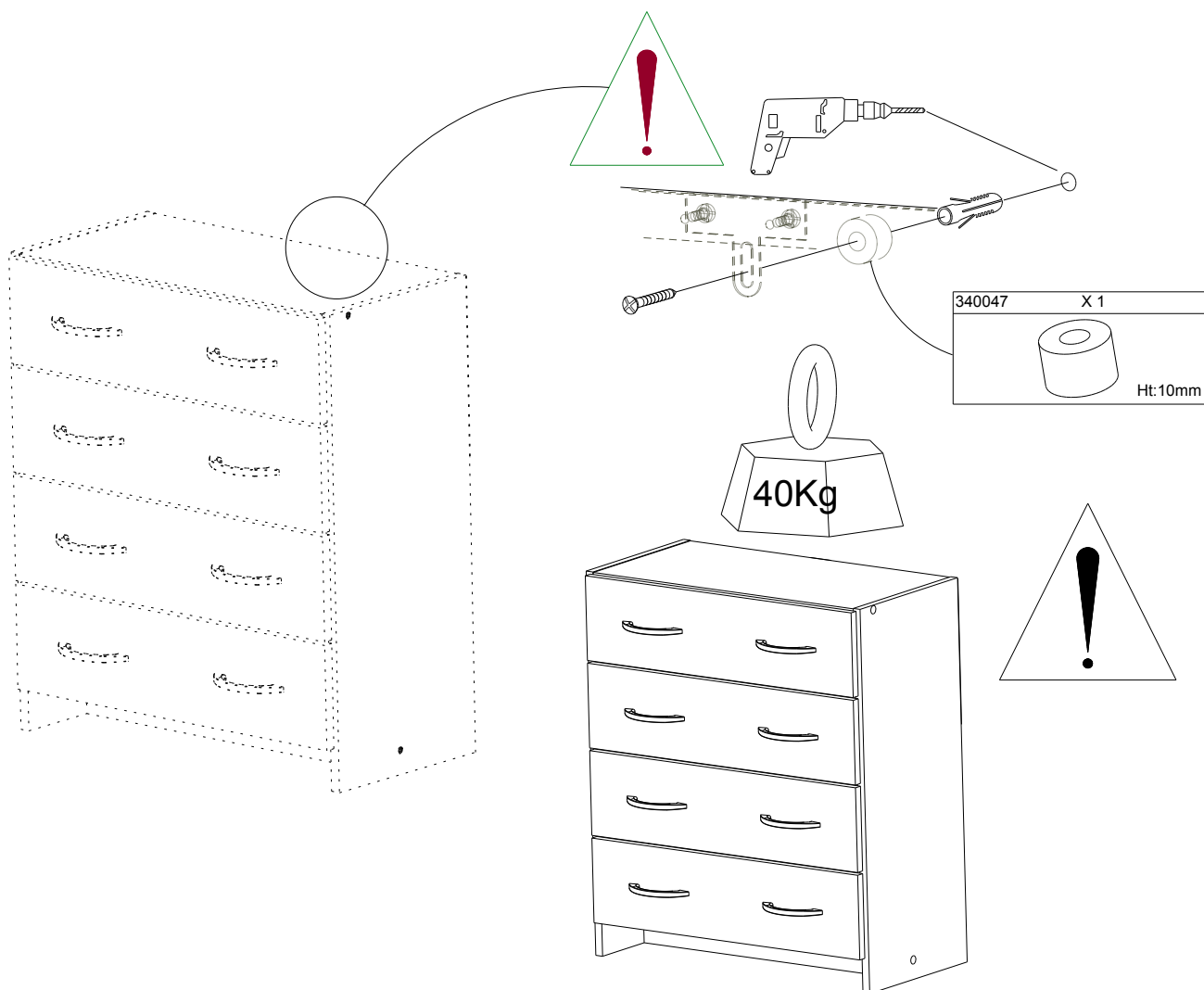
**6**

1629	X 8	340082	X 4
------	-----	--------	-----

3/4

7

906	X 2	353005	X 1	340047	X 1	242858-2 10-Mar-15
						
VBA TR 3x12				Ht:10mm		



**FR** MEUBLES A FIXER AU MUR:

- FIXER LE MEUBLE AU MUR AVEC LES ATTACHES PREVUES A CET EFFET
- VERIFIER QUE LES VIS ET LES CHEVILLES UTILISEES SONT ADAPTEES AU SUPPORT

**ES** MUEBLES A FIJAR EN LA PARED:

- FIJAR EL MUEBLE EN LA PARED CON LAS GRAPAS PREVISTAS
- COMPROBAR QUE LOS TORNILLOS Y LAS CLAVIJAS UTILIZADAS SON ADAPTADAS AL SOPORTE

**PT** MOVEIS A FIXAR NA PAREDE:

- FIXAR O MOVEL NA PAREDE COM OS SUPORTES PREVISTOS
- VERIFICAR QUE OS PARAFUSOS E AS CAVILHAS UTILIZADOS SAO ADAPTADOS AO SUPORTE

**EN** FURNITURES TO BE HOLD ON THE WALL:

- HOLD THE FURNITURE ON THE WALL WITH THE FASTENINGS PROVIDED FOR THIS PURPOSE
- CHECK THAT THE SCREW AND PEGS FIT WITH THE SUPPORT

**IT** MOBILI DA FISSARE AL MURO:

- FISSARE IL MOBILE AL MURO CON LE FLANGIE PREVISTE A TALE SCOPO
- VERIFICARE CHE LE VITI ED I PERNI USATI SIANO ADATTI A QUEL TIPO DI SUPPORTO

**PL** MEBEL PRZEZNACZONY DO ZAINSTALOWANIA NA ŚCIANIE:

- NALEŻY ZAMONTOWAĆ TEN MEBEL NA ŚCIANIE PRZEZNACZONYMI DO TEGO CELU UCHWYTAMI
- NALEŻY SPRAWDZIĆ CZY ŚRUBY I KOSZULKI SĄ ODPOWIEDNIEJ WIELKOŚCI W STOSUNKU DO UCHWYTÓW

**DE** MOEBEL AN DER MAUER ZU BEFESTIGEN:

- BEFESTIGEN SIE DAS MOEBELSTUECK MIT DEN DAFUER VORGESEHENEN BEFESTIGUNGSHAKEN
- UEBERPRUEFEN SIE BITTE DASS DIE SCHRAUBEN UND DUEBEL MIT DEM MATERIAL DER MAUER UEBEREINSTIMMEN

**NL** MEUBELS DIE AAN DE MUUR GEFIXEERD MOETEN WORDEN:

- FIXEER HET MEUBEL AAN DE MUUR MET DE DAARVOOR BESTEMDE HAKEN
- VERFIEER OF DE GEBRUIKTE SCHROEVEN BIJ DE BEVESTIGINGSHAAK HOREN