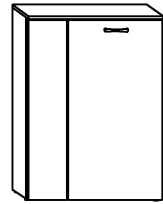




SKY - KOMODA

→ 70 ↑ 98 ↘ 35

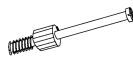


x 8



(a)

x 4



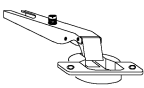
(b)

x 4



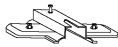
(c)

x 4



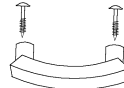
(d)

x 4



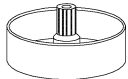
(e)

x 1



(f)

x 4



(g)

x 8 (4x16)



(h)

x 8




(i)


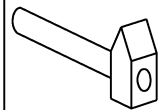
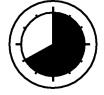
x 35



(j)



40 min

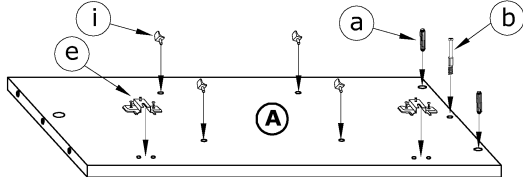


① - FAZY MONTAŻU

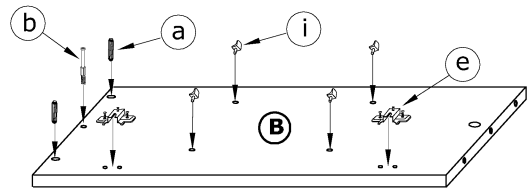
Ⓐ - OZNACZENIE ELEMENTÓW

ⓐ - OZNACZENIE AKCESORIÓW

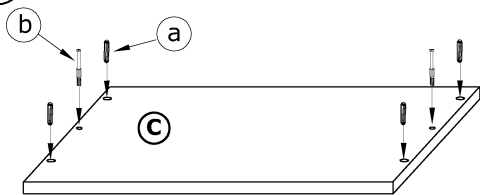
①



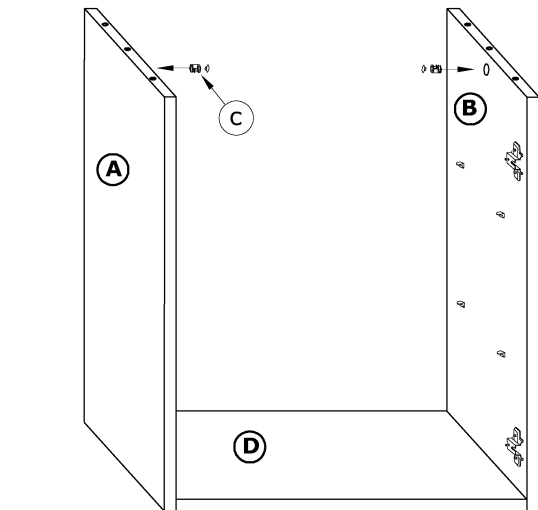
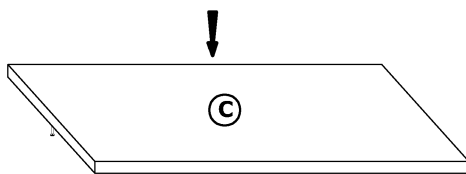
③



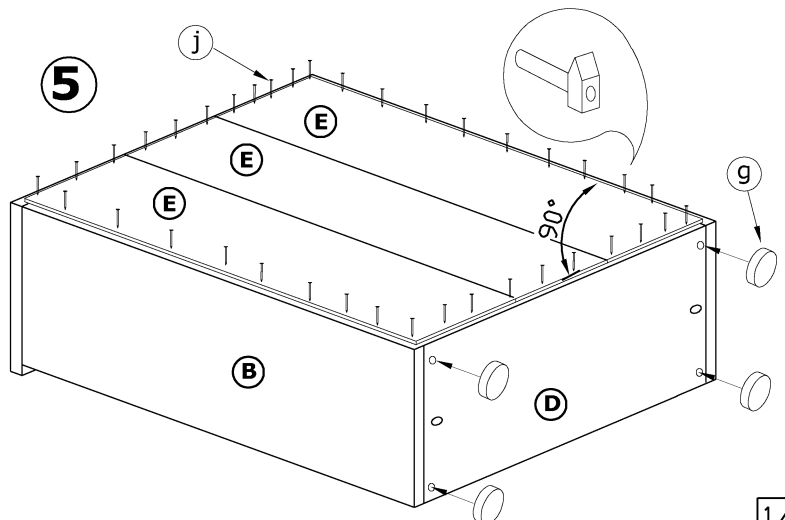
②



④



⑤



6

