



# Demeyere

SAV  
SPAREPARTS  
KUNDERDIENST  
POST VENTAS  
SERVICE NA VERKOOP  
SERVIZIO POST-VENDITA  
SERVICO DEPOIS DE VENDA  
SERWIS POGWARANCYJNY

# 305577 0

**FR** MEUBLES A FIXER AU MUR:  
- FIXER LE MEUBLE AU MUR AVEC LES ATTACHES PREVUES A CET EFFET  
- VERIFIER QUE LES VIS ET LES CHEVILLES UTILISEES SONT ADAPTEES AU SUPPORT

**EN** FURNITURES TO BE HOLD ON THE WALL:  
- HOLD THE FURNITURE ON THE WALL WITH THE FASTENINGS PROVIDED FOR THIS PURPOSE  
- CHECK THAT THE SCREW AND PEGS FIT WITH THE SUPPORT

**DE** MOEBEL AN DER MAUER ZU BEFESTIGEN:  
- BEFESTIGEN SIE DAS MOEBELSTUECK MIT DEN DAFUER VORGESEHENEN BEFESTIGUNGSHAKEN  
- UEBERPRUEFEN SIE BITTE DASS DIE SCHRAUBEN UND DUEBEL MIT DEM MATERIAL DER MAUER UEBEREINSTIMMEN


**ES** MUEBLES A FIJAR EN LA PARED:  
- FIJAR EL MUEBLE EN LA PARED CON LAS GRAPAS PREVISTAS  
- COMPROBAR QUE LOS TORNILLOS Y LAS CLAVIJAS UTILIZADAS SON ADAPTADAS AL SOPORTE

**IT** MOBILI DA FISSARE AL MURO:  
- FISSARE IL MOBILE AL MURO CON LE FLANGIE PREVISTE A TALE SCOPO  
- VERIFICARE CHE LE VITI ED I PERNI USATI SIANO ADATTI A QUEL TIPO DI SUPPORTO

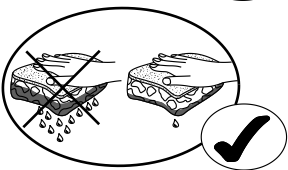
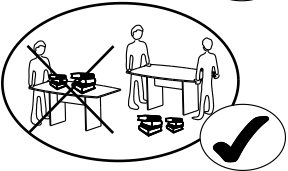
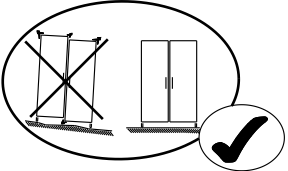
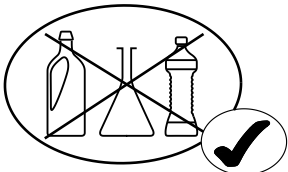
**NL** MEUBELS DIE AAN DE MUUR GEFIXEERD MOETEN WORDEN:  
- FIXEER HET MEUBEL AAN DE MUUR MET DE DAARVOOR BESTEMDE HAKEN  
- VERFIEER OF DE GEBRUIKTE SCHROEVEN BIJ DE BEVESTIGINGSHAAK HOREN

**PT** MOVEIS A FIXAR NA PAREDE:  
- FIXAR O MOVEL NA PAREDE COM OS PRENDES PREVISTOS  
- VERIFICAR QUE OS PARAFUSOS E AS CAVILHAS UTILIZADOS SAO ADAPTADOS OA SUPORTE

**PL** MEBEL PRZEZNACZONY DO ZAINSTALOWANIA NA SCIANIE:  
- NALEZY ZAMONTOWAC TEN MEBEL NA SCIANIE PRZEZNACZONYMI DO TEGO CELU UCHWYTAMI  
- NALEZY SPRAWDZIC CZY SRUBY I KOSZULKI SA ODPOWIEDNIEJ WIELKOSCI W STOSUNKU DO UCHWYTOW



3H 00MN



**FR** SECURITE  
RESPECTER LES INSTRUCTIONS DE MONTAGE DECRITES DANS LA NOTICE.

**EN** CAUTION  
FOLLOW CAREFULLY THE ASSEMBLING INSTRUCTIONS DESCRIBED IN THE DIRECTIONS.

**DE** SICHERHEITSVORSCHRIFTEN  
BEACHTEN SIE BITTE UNBEDINGT DIE ANGEGEBENEN AUFBAUVORSCHRIFTEN.


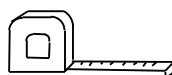
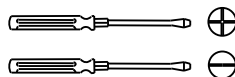
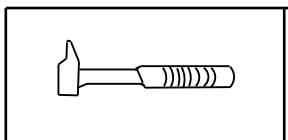
**ES** SEGURIDAD  
RESPECTAR LAS INSTRUCCIONES DE MONTAJE DESCRIBIDAS EN EL FOLLETO.

**NL** VEILIGHEID  
DE IN DE GEBRUIKSAANWIJZING BESCHREVEN INSTRUCTIES RESPECTEREN.

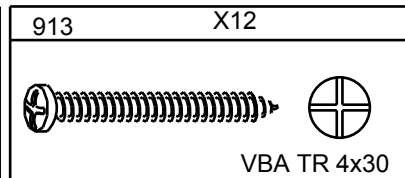
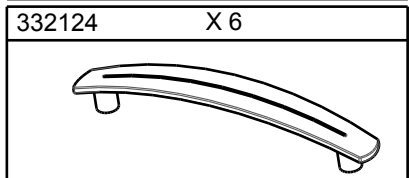
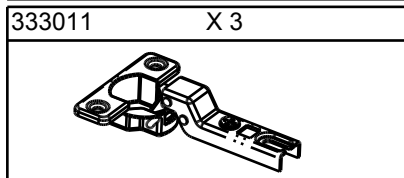
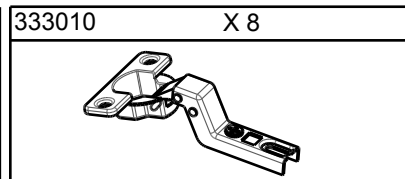
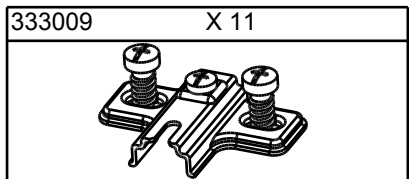
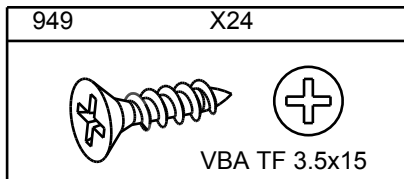
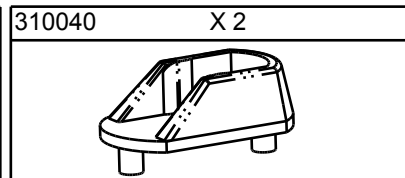
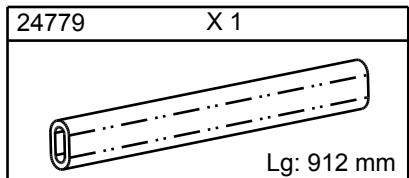
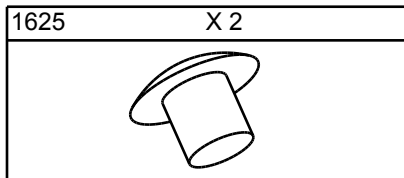
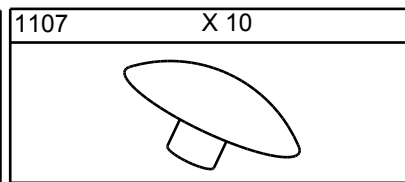
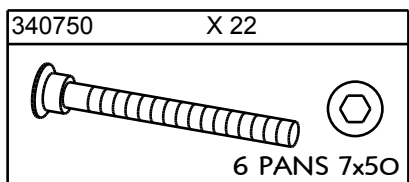
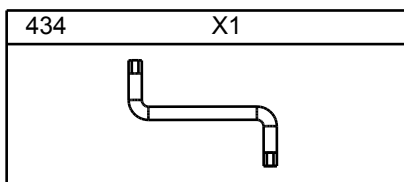
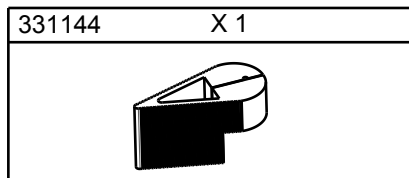
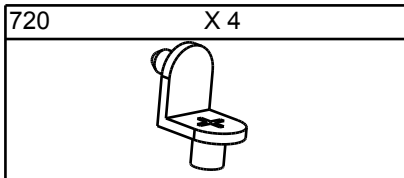
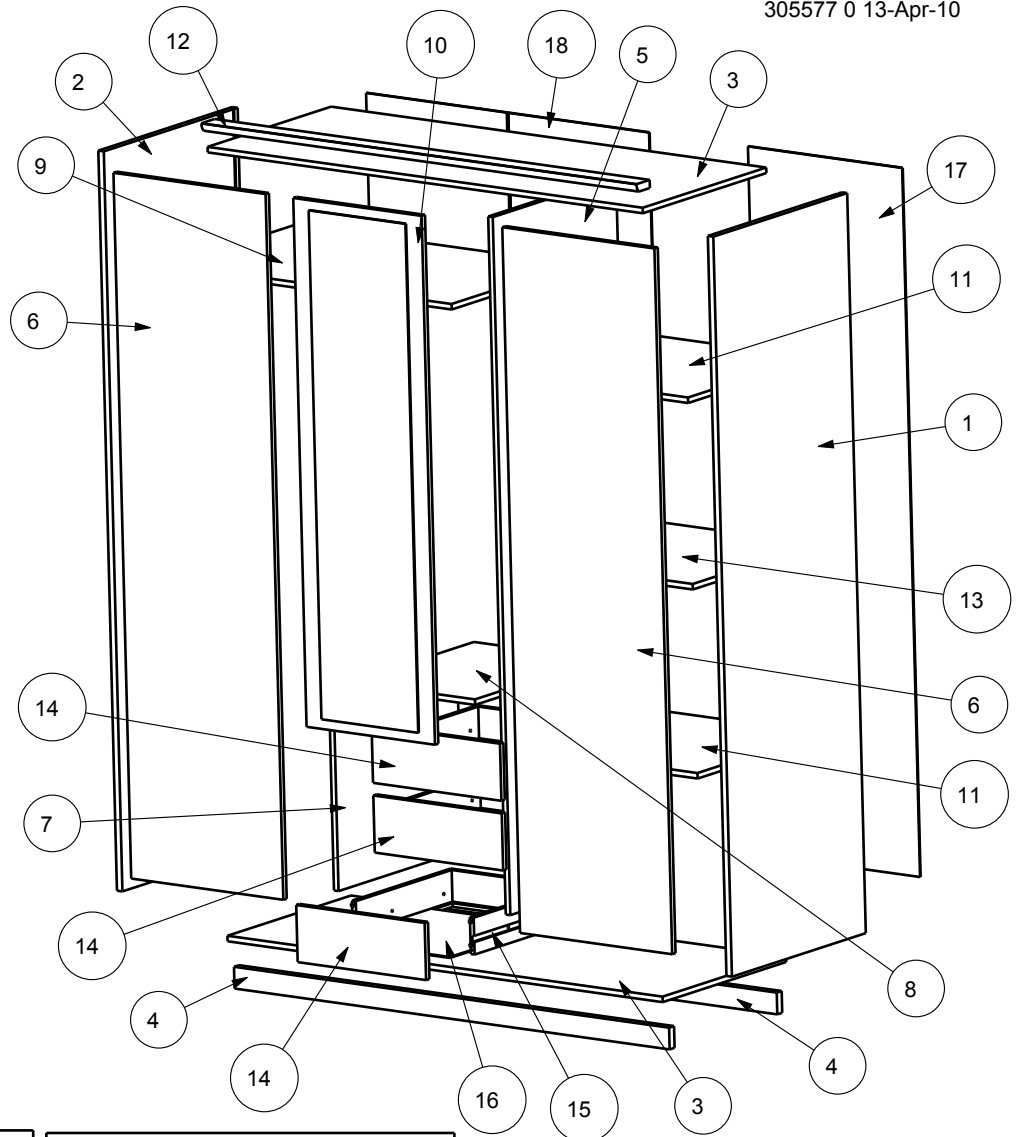
**IT** SICUREZZA  
RISPETTARE LE INSTRUZIONI DI MONTAGGIO DESCRITTE NEEL'AVVERTENZA.

**PT** SEGURANCA  
RESPEITAR AS INSTURACOES DE MONTAGEM DESCRÉVEDAS NA INSTRUÇÕES DE USO.

**PL** UWAGA  
PROSZE PRZESTRZEGAC INSTRUKCJI MONTAZU.




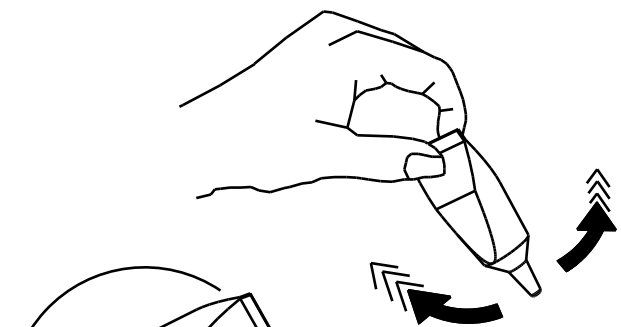
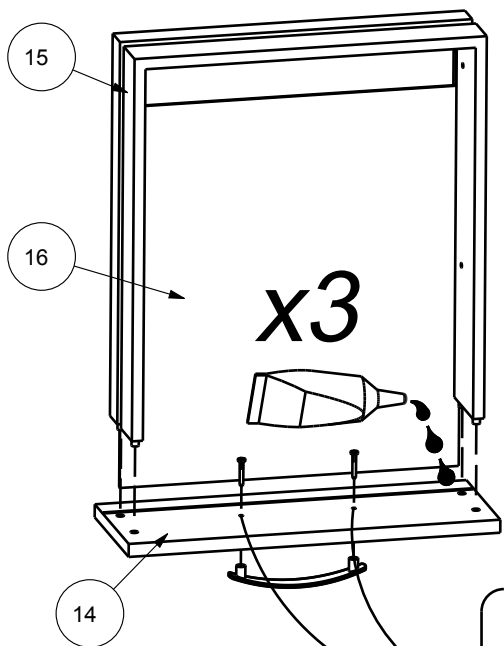
| REP | DIM        | QTE |
|-----|------------|-----|
| 1   | 2008 x 597 | 1   |
| 2   | 2008 x 597 | 1   |
| 3   | 1430 x 551 | 2   |
| 4   | 1430 x 59  | 2   |
| 5   | 1894 x 550 | 1   |
| 6   | 1915 x 500 | 2   |
| 7   | 485 x 550  | 1   |
| 8   | 408 x 549  | 1   |
| 9   | 919 x 549  | 1   |
| 10  | 1435 x 422 | 1   |
| 11  | 496 x 549  | 2   |
| 12  | 1430 x 59  | 1   |
| 13  | 496 x 549  | 1   |
| 14  | 422 x 155  | 3   |
| 15  | 440 x 400  | 3   |
| 16  | 385 x 438  | 3   |
| 17  | 1924 x 507 | 1   |
| 18  | 1924 x 930 | 1   |



|                       |                          |                        |
|-----------------------|--------------------------|------------------------|
| 340217 X 2            | 906 X18<br>VBA TR 3x12   | 524 X4                 |
| 352001 X 3            | 928 X12<br>EURO TF 6,3x9 | 983 X6<br>TR 4x9       |
| 604757 X1<br>x30      | 929 X 10<br>SPAX 3x16    | 351524 X 8<br>Lg: 24mm |
| 729 X12<br>8x30       | 732 X1<br>GLUE           | 511 X4                 |
| 907 X8<br>VBA TR 3x16 | 444 X8                   | 919 X4<br>VBA TR 4x35  |

1

|            |                        |                |
|------------|------------------------|----------------|
| 332124 X 3 | 913 X 6<br>VBA TR 4x30 | 732 X1<br>GLUE |
|------------|------------------------|----------------|



2

|        |     |
|--------|-----|
| 352001 | X 3 |
|        |     |

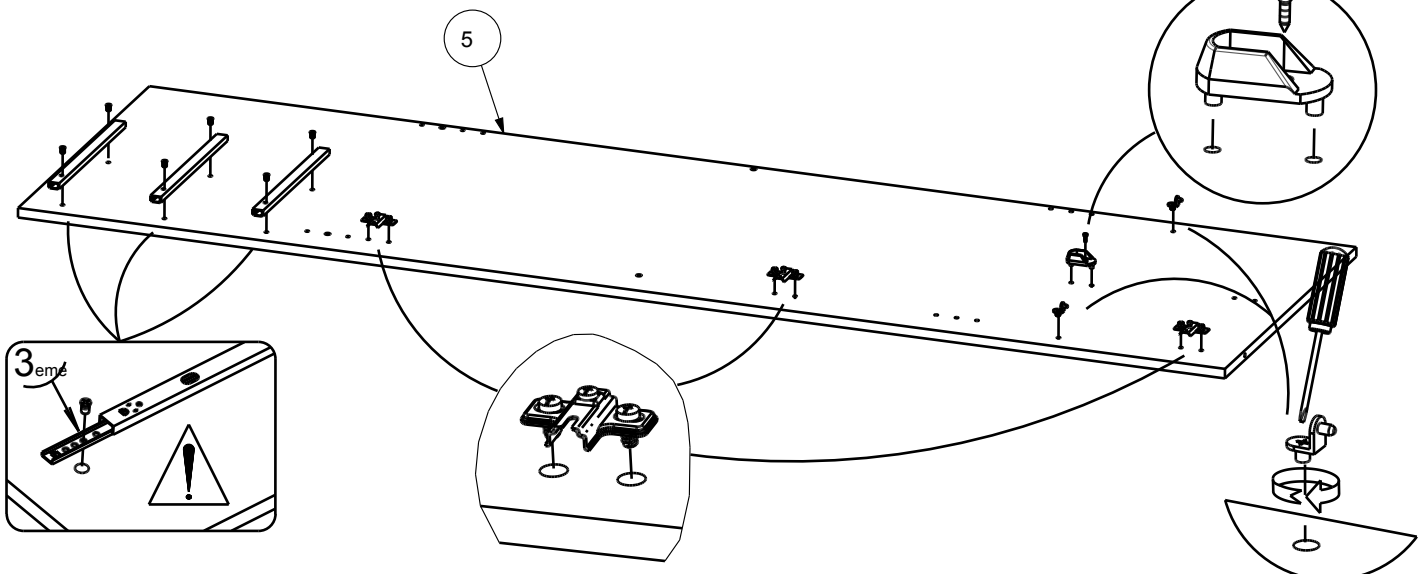
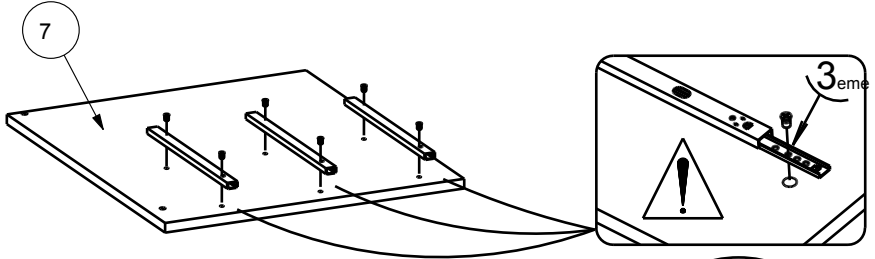
|               |      |
|---------------|------|
| 928           | X 12 |
|               |      |
| EURO TF 6,3x9 |      |

|        |     |
|--------|-----|
| 310040 | X 1 |
|        |     |

|                    |     |
|--------------------|-----|
| 305577 0 13-Apr-10 |     |
| 906                | X 1 |
|                    |     |
| VBA TR 3x12        |     |

|        |     |
|--------|-----|
| 333009 | X 3 |
|        |     |

|     |     |
|-----|-----|
| 720 | X 2 |
|     |     |

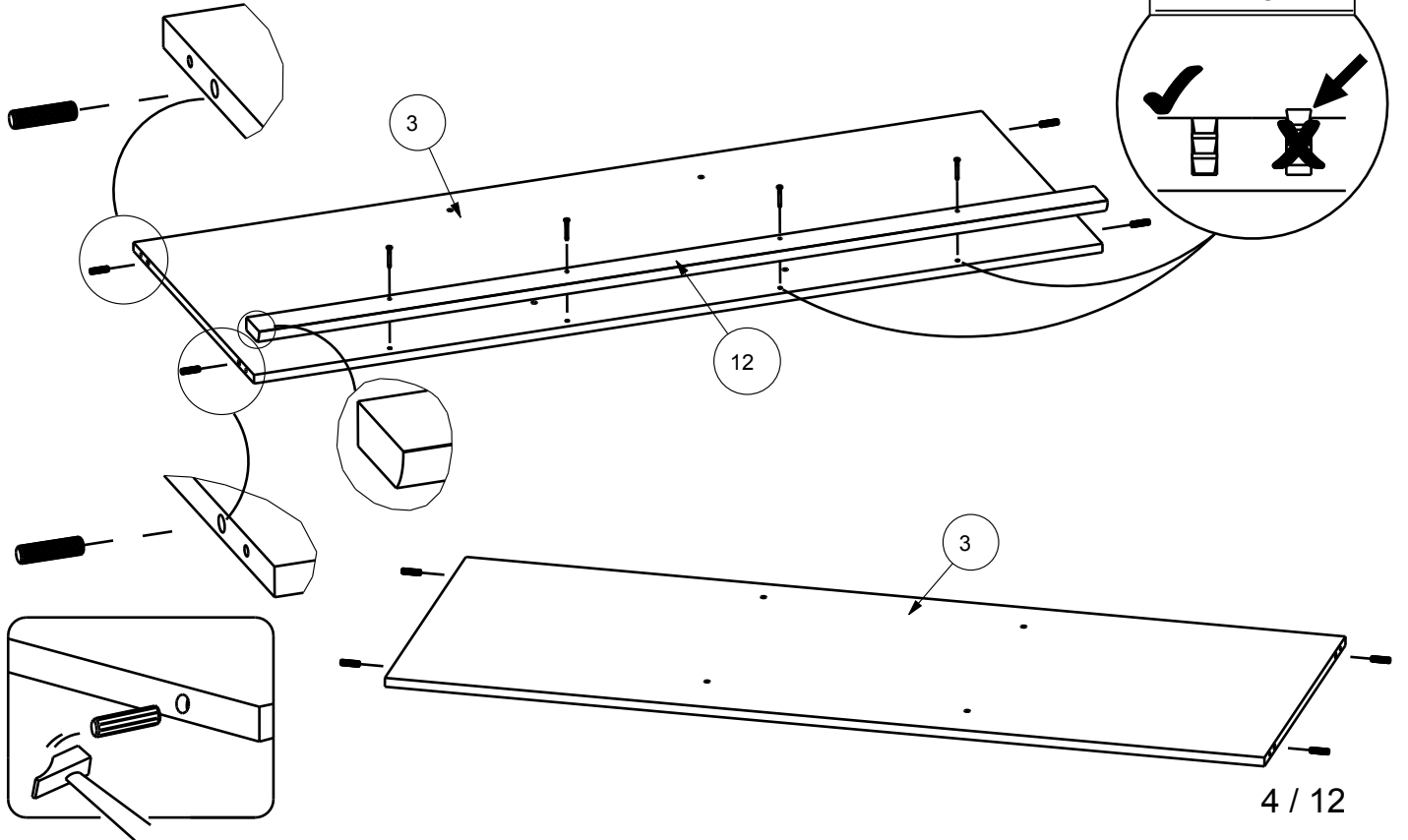

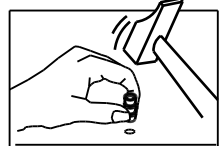


3


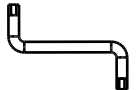
|      |     |
|------|-----|
| 729  | X 8 |
|      |     |
| 8x30 |     |

|             |     |
|-------------|-----|
| 919         | X 4 |
|             |     |
| VBA TR 4x35 |     |

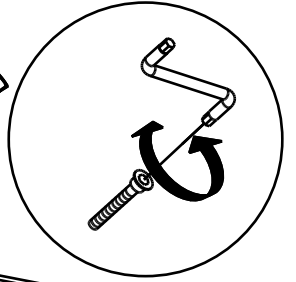

|     |     |
|-----|-----|
| 511 | X 4 |
|     |     |



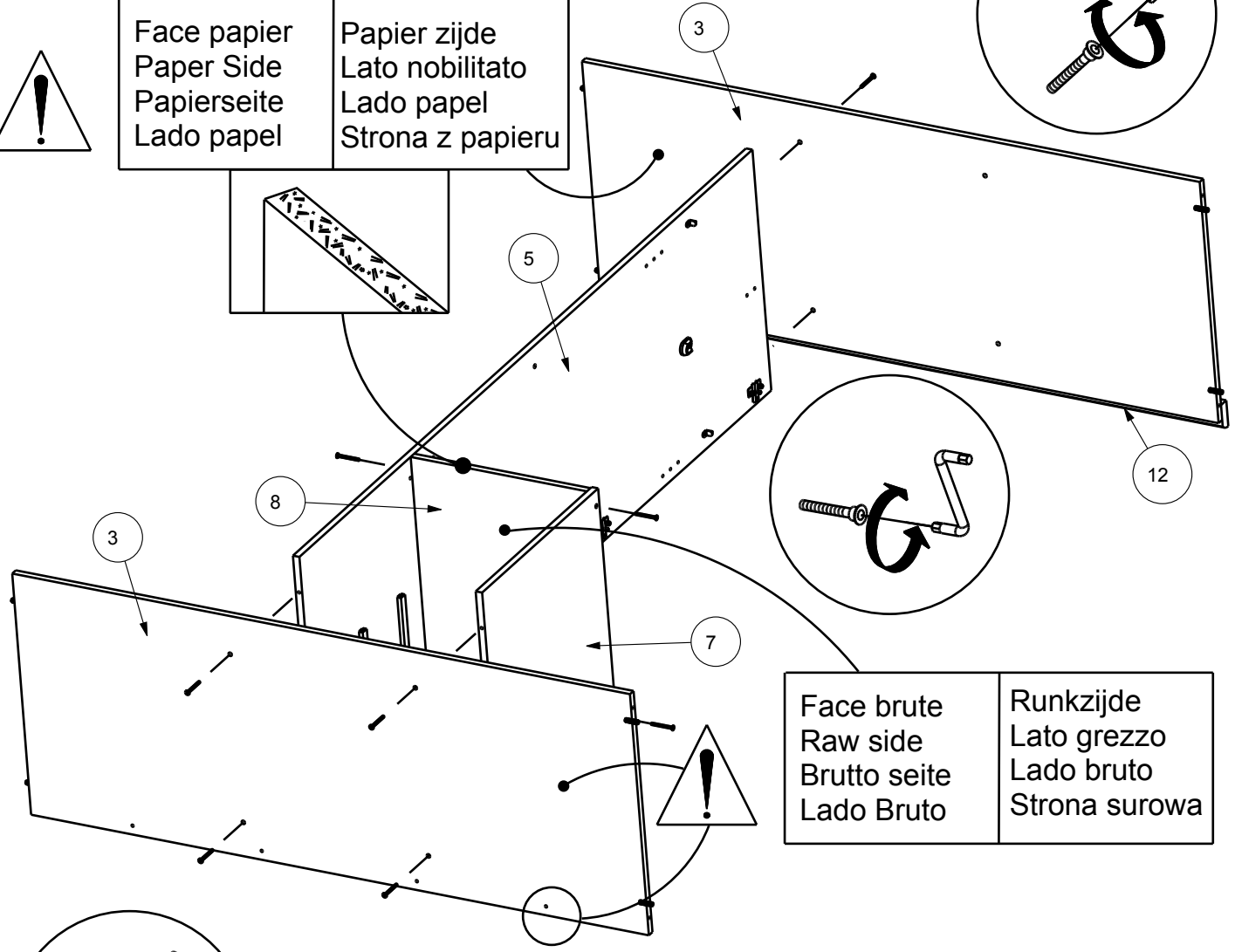
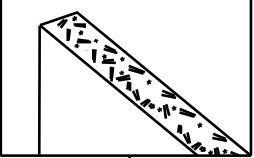
4

|  |      |   |    |
|--|------|---|----|
| 340750   | X 10 | 434   | X1 |
| <br>6 PANS 7x50 |      |  |    |

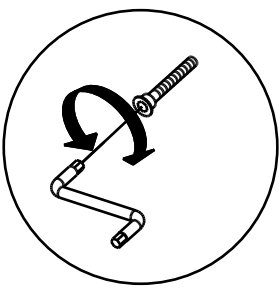
305577 0 13-Apr-10




|  |   |
|--|---|
| Face papier<br>Paper Side<br>Papierseite<br>Lado papel | Papier zijde<br>Lato nobilitato<br>Lado papel<br>Strona z papieru |
|--|---|

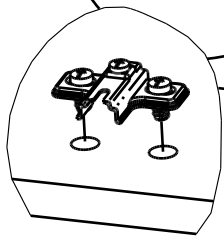
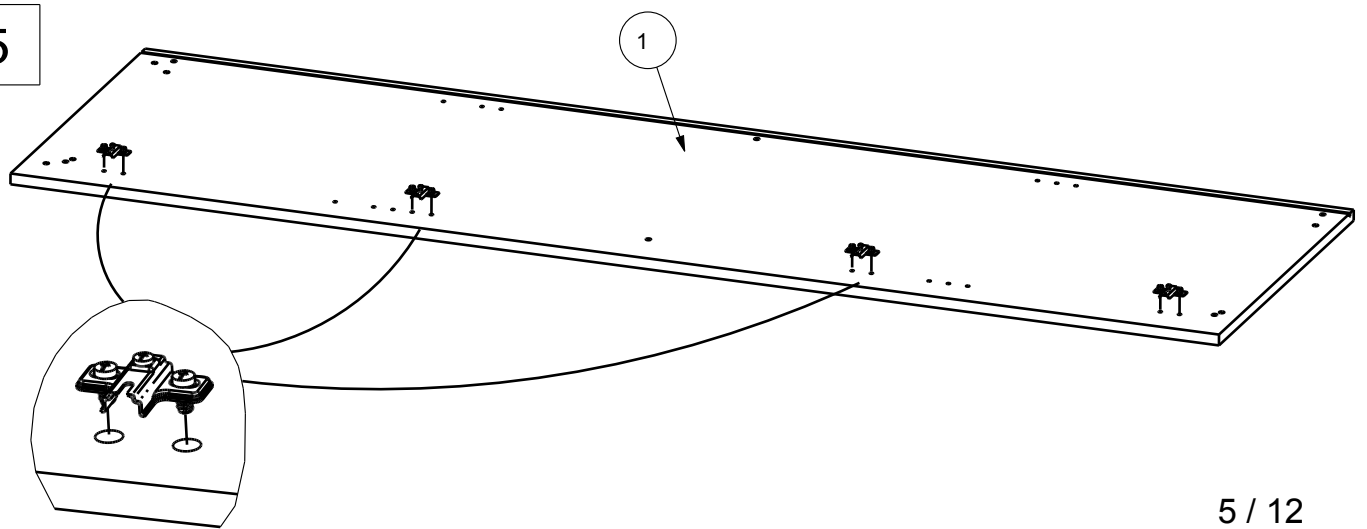


|  |   |
|--|---|
| Face brute<br>Raw side<br>Brutto seite<br>Lado Bruto | Runkzijde<br>Lato grezzo<br>Lado bruto<br>Strona surowa |
|--|---|





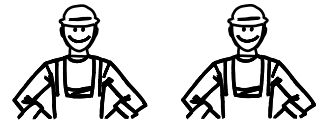
|   |     |
|---|-----|
| 333009  | X 4 |
|  |     |

5



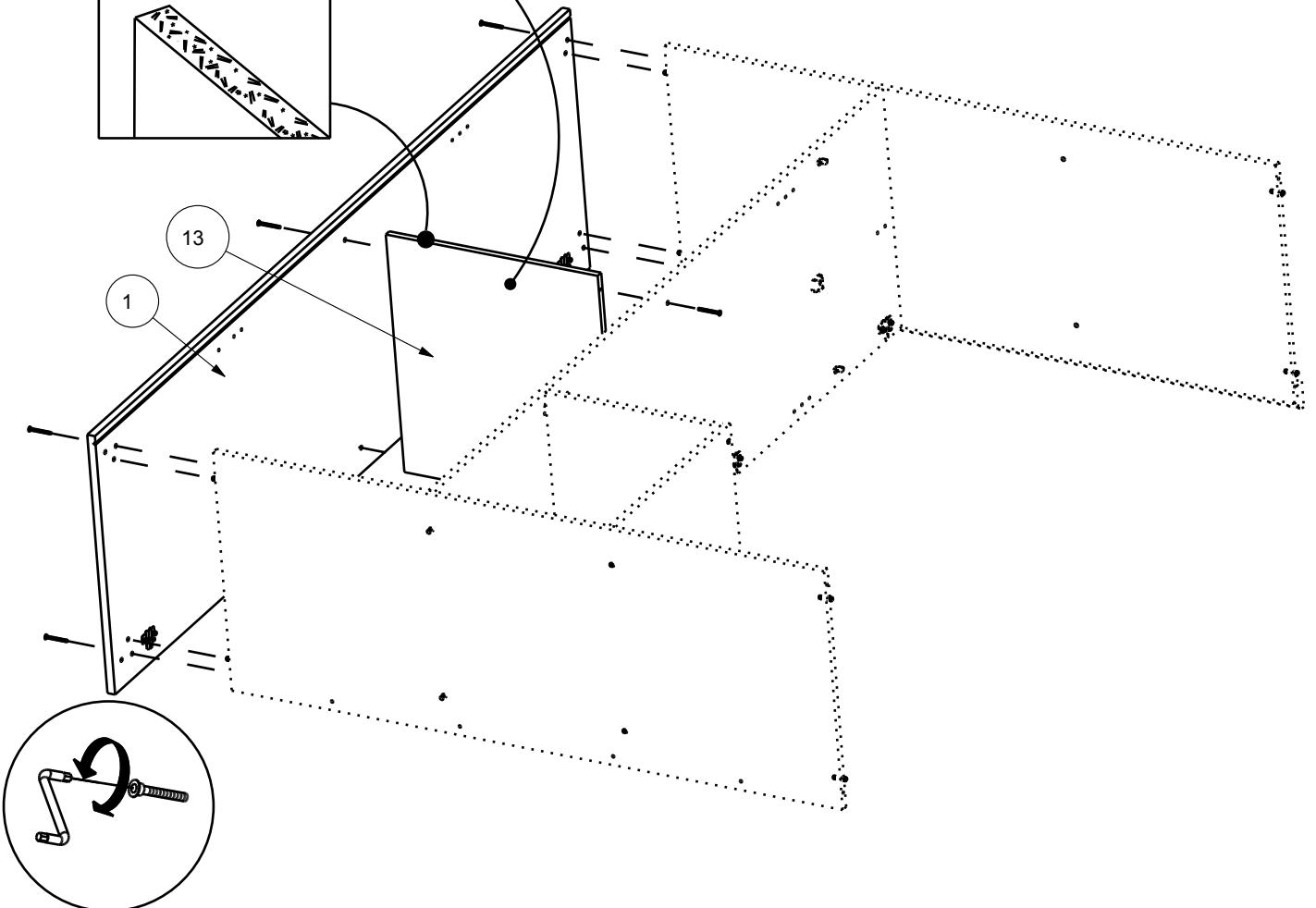
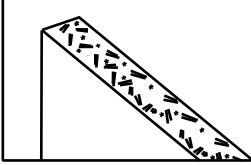
6

|  |     |   |    |
|--|-----|---|----|
| 340750   | X 8 | 434   | X1 |
|  <p>6 PANS 7x50</p> |     |  |    |





Face brute  
Raw side  
Brutto seite  
Lado Bruto

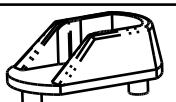
Runkzijde  
Lato grezzo  
Lado bruto  
Strona surowa




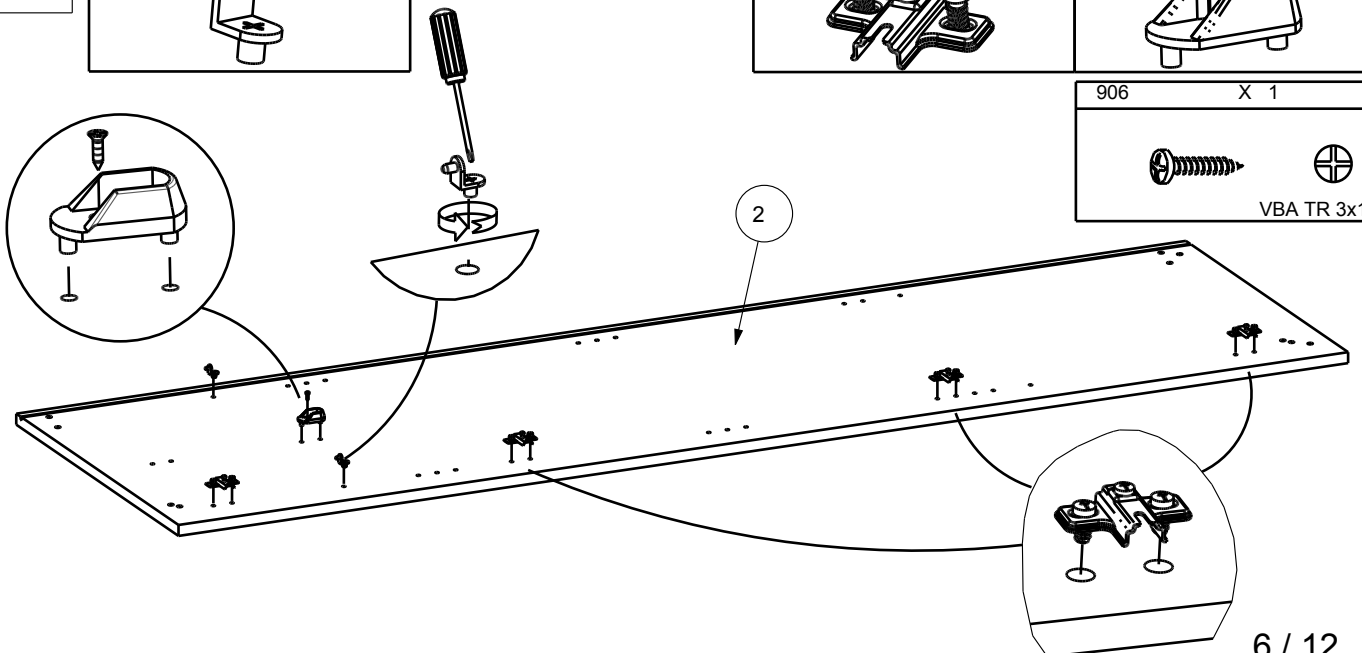
7

|   |     |
|---|-----|
| 720   | X 2 |
|  |     |

|  |     |
|--|-----|
| 333009   | X 4 |
|  |     |


|   |     |
|---|-----|
| 310040  | X 1 |
|  |     |

|  |     |
|--|-----|
| 906  | X 1 |
|  <p>VBA TR 3x12</p> |     |






929 X 10



SPAX 3x16


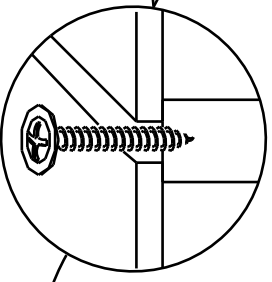
10

604757 X1



x30

331144 X1

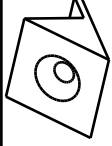
17

18


x2

487 mm

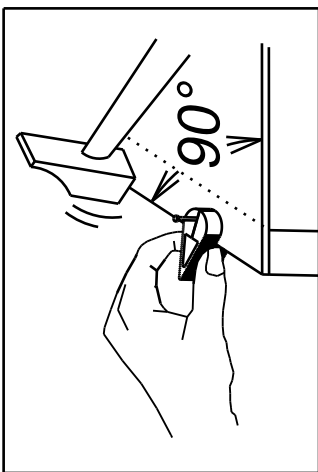
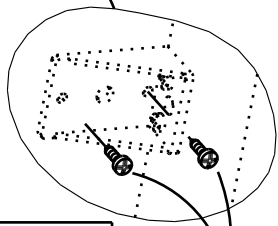
444 X 8




907 X 8



VBA TR 3x16

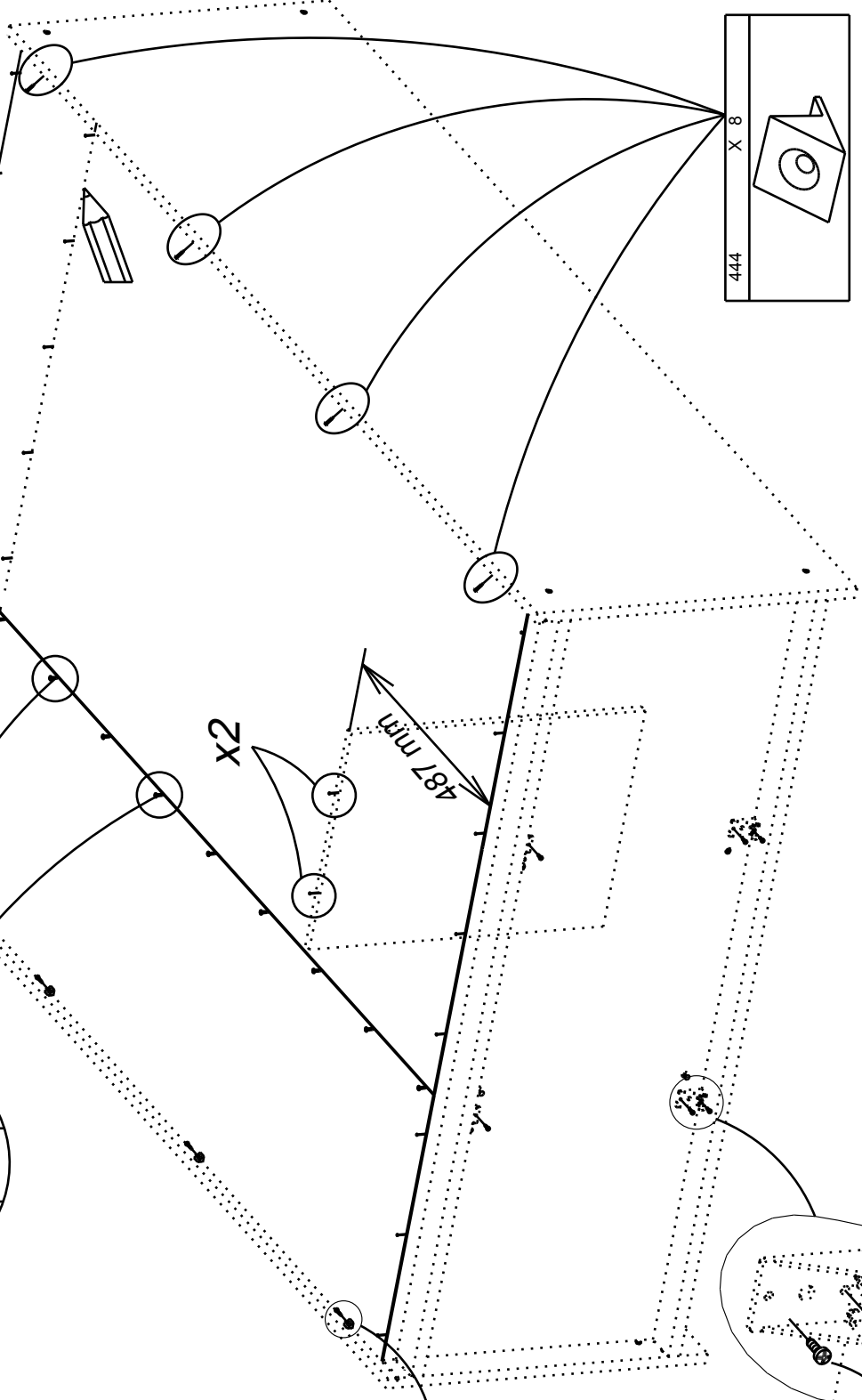


906 X 8



VBA TR 3x12

8 / 12

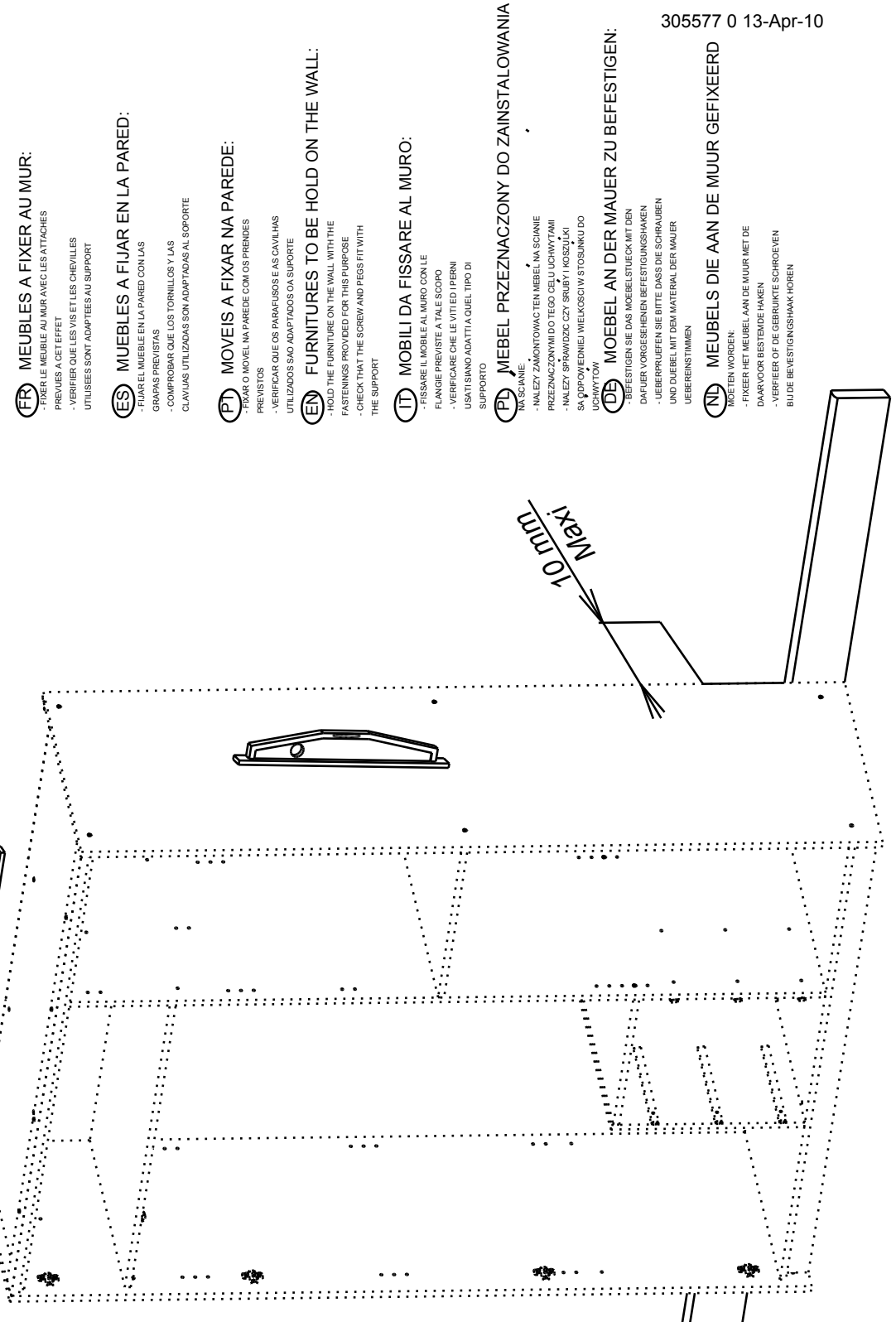
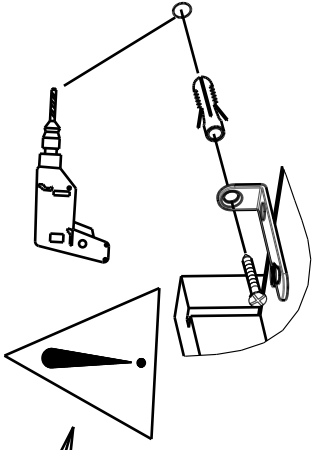
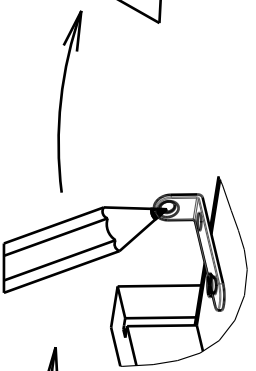
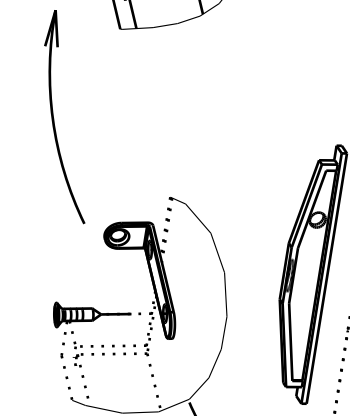
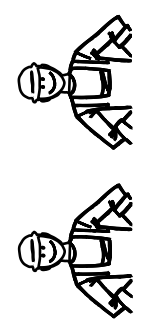


11

340217 X 2

949 X2

VBA TF 3.5x15



**FR** MEUBLES A FIXER AU MUR:  
 - FIXER LE MEUBLE AU MUR AVEC LES ATTACHES PREVUES A CET EFFET  
 - VERIFIER QUE LES VIS ET LES CHEVILLES UTILISEES SONT ADAPTEES AU SUPPORT

**ES** MUEBLES A FIJAR EN LA PARED:  
 - FIJAR EL MUEBLE EN LA PARED CON LAS GRAPAS PREVISTAS  
 - COMPROBAR QUE LOS TORNILLOS Y LAS CLAVIJAS UTILIZADAS SON ADAPTADAS AL SOPORTE

**PT** MOVEIS A FIXAR NA PAREDE:  
 - FIXAR O MOVEL NA PAREDE COM OS PRENDES PREVISTOS  
 - VERIFICAR QUE OS PARAFUSOS E AS CAVILHAS UTILIZADOS SAO ADAPTADOS OA SUPORTE

**EN** FURNITURES TO BE HOLD ON THE WALL:  
 - HOLD THE FURNITURE ON THE WALL WITH THE FASTENINGS PROVIDED FOR THIS PURPOSE  
 - CHECK THAT THE SCREW AND PEGS FIT WITH THE SUPPORT

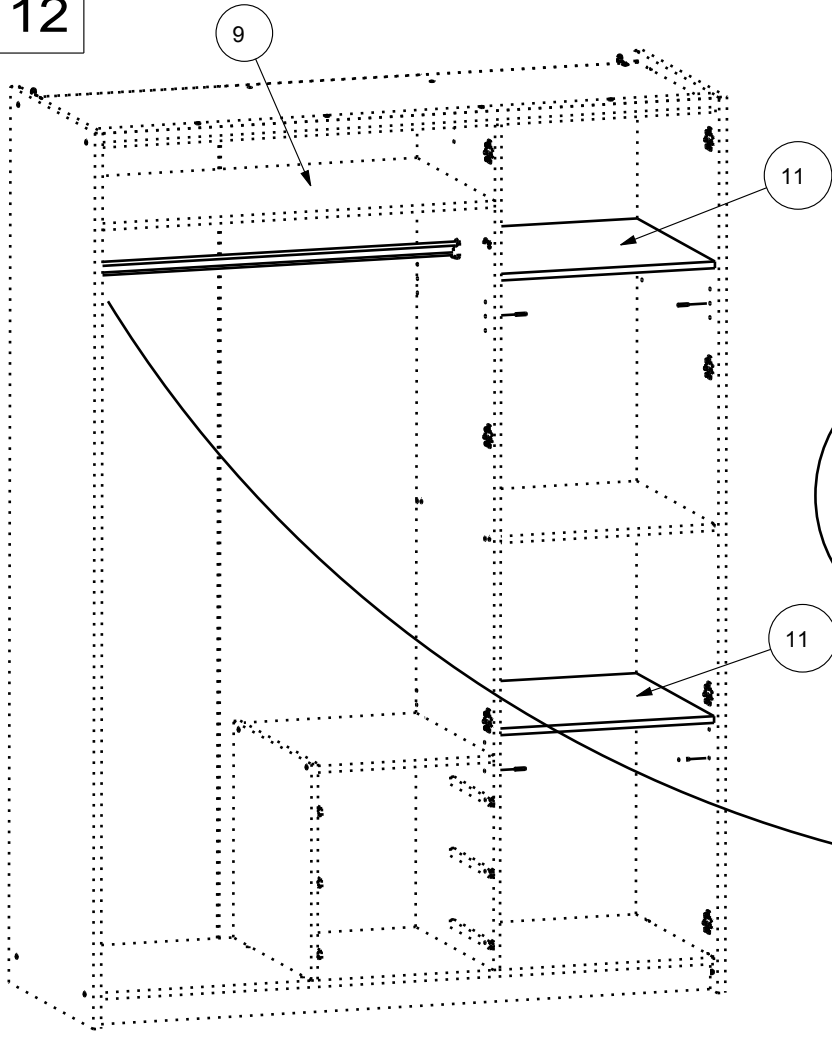
**IT** MOBILI DA FISSARE AL MURO:  
 - FISSARE IL MOBILE AL MURO CON LE FLANGIE PREVISTE A TALE SCOPO  
 - VERIFICARE CHE LE VITTE I PERNI USATI SIANO ADATTATI A QUEL TIPO DI SUPPORTO


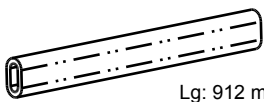
**PL** MEBEL PRZEZNACZONY DO ZAINSTALOWANIA NA SCIANIE:  
 - NALEZY ZAMONTOWAC TEN MEBEL NA SCIANIE PRZEZNACZONYM DO TEGO CELU UCHWYTAMI  
 - NALEZY SPRAWDZIC CZY ŚRUBKI / KŁOSZKI SĄ ODPOWIEDNIEJ WIELKOSCII W STOSUNKU DO UCHWYTOW

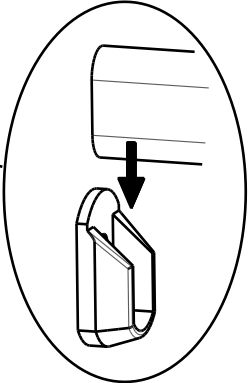
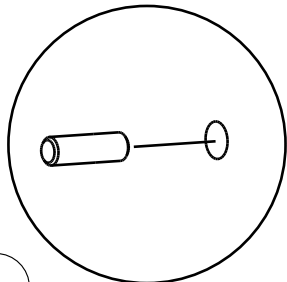
**DE** MOEBEL AN DER MAUER ZU BEFESTIGEN:  
 - BEFESTIGEN SIE DAS MOEBELSTUECK MIT DEN DAFUER VORGESEHENEN BEFESTIGUNGSHAKEN  
 - UEBERPRUEFEN SIE BITTE DASS DIE SCHRAUBEN UND DUEBEL MIT DEM MATERIAL DER MAUER UEBEREINSTIMMEN

**NL** MEUBELS DIE AAN DE MUUR GEFIXEERD MOETEN WORDEN:  
 - FIXEER HET MEUBEL AAN DE MUUR MET DE DAARVOOR BESTEMDE HAKEN  
 - VERIFIEER OF DE GEBRUIKTE SCHROEVEN BIJ DE BEVESTIGINGSHAAKHOREN





12

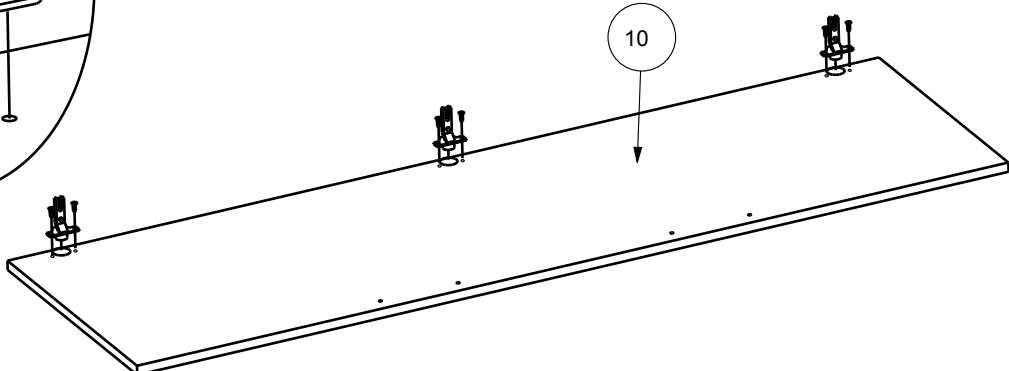
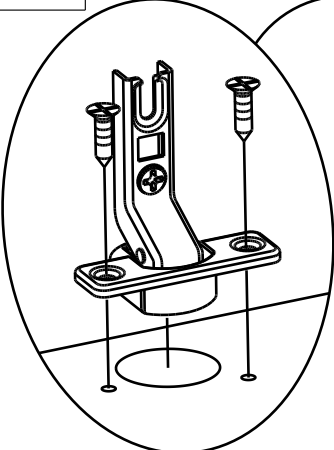


|   |            |
|---|------------|
| 351524  | X 8        |
|  | Lg: 24mm   |
| 24779   | X 1        |
|  | Lg: 912 mm |

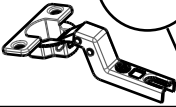




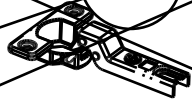
13

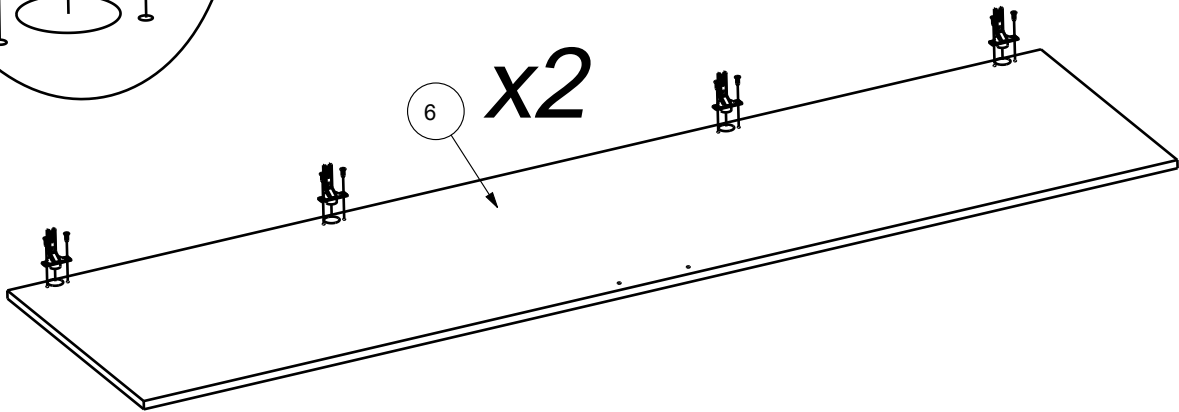

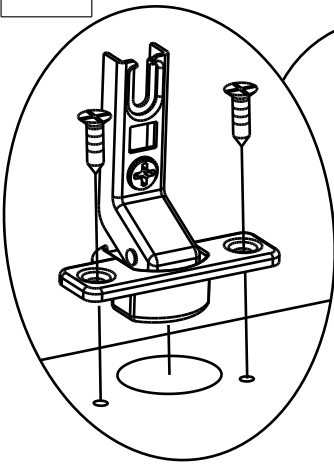
|   |     |   |  |   |     |
|---|-----|---|--|---|-----|
| 333011  | X 3 | 949   | X 6  | 333010  | X 8 |
|  |     |  |  |  |     |
|   |     | VBA TF 3.5x15   |  |   |     |



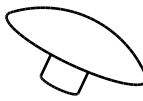
14

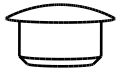
|   |     |   |      |
|---|-----|---|------|
| 333010  | X 8 | 949   | X 16 |
|  |     |  <br>VBA TF 3.5x15 |      |



|   |     |
|---|-----|
| 333011  | X 3 |
|  |     |

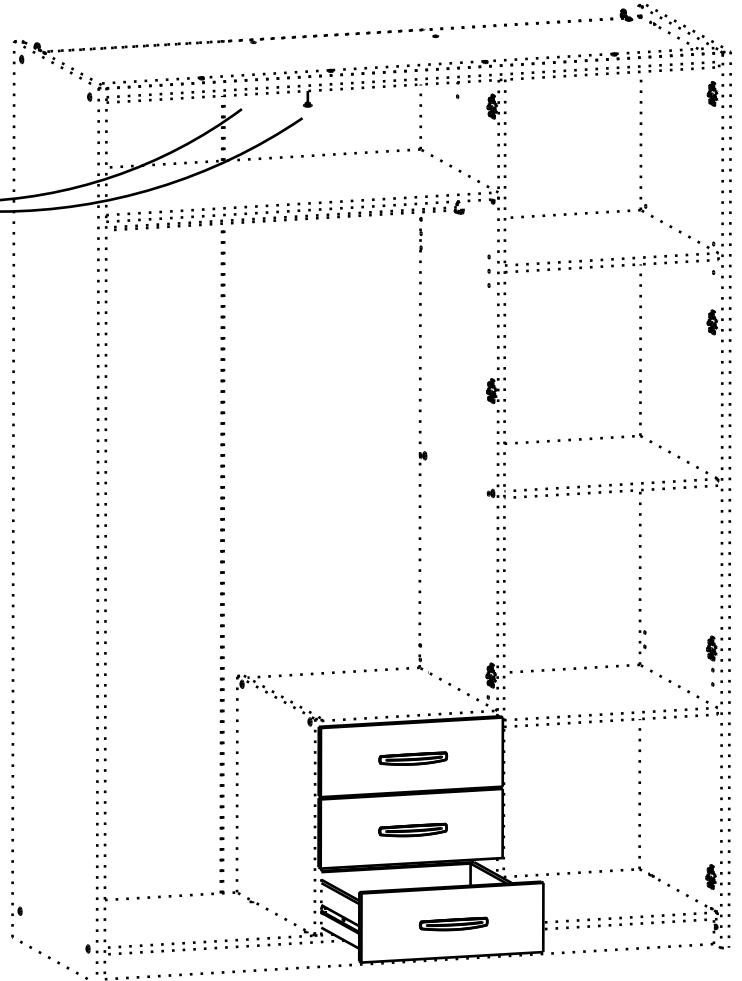
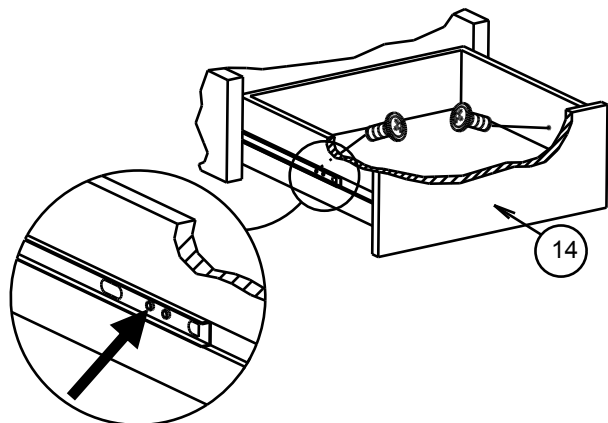


15



|   |      |
|---|------|
| 1107  | X 10 |
|  |      |

|   |     |
|---|-----|
| 1625  | X 2 |
|  |     |

|   |   |
|---|---|
| 983   | X 6   |
|  | <br>TR 4x9 |



16

|   |     |   |     |
|---|-----|---|-----|
| 332124  | X 3 | 913   | X 6 |
|  |     |  |     |
|   |     | VBA TR 4x30   |     |

305577 0 13-Apr-10

