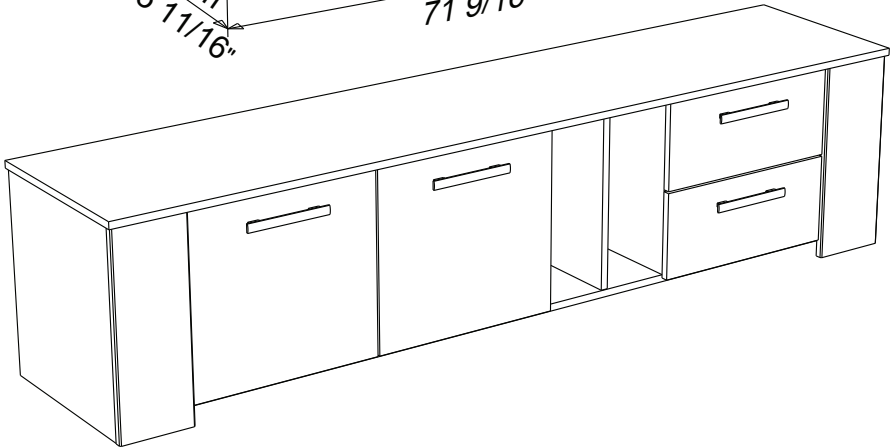
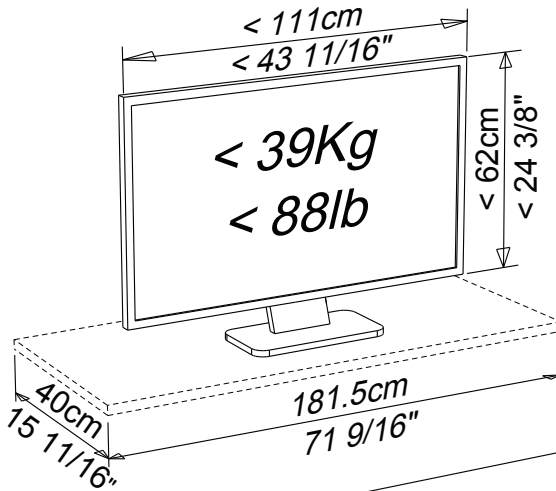


0364BATV

PARISOT INDUSTRIE 70800 SAINT LOUP SUR SEMOUSE -FRANCE-



Gamme : HELMA

PARISOT INDUSTRIE

FR Remerciements :

Nous vous remercions d'avoir choisi un meuble créé et fabriqué par le Groupe Parisot et espérons qu'il vous donnera entière satisfaction.

EN Thanks:

Thank you for choosing furniture designed and manufactured by the Parisot Group. We hope you are totally satisfied with your purchase.

DE Danksagung:

Wir danken Ihnen für den Kauf eines Frankreich von der Parisot-Gruppe entwickelten und hergestellten Möbelstücks und hoffen, dass Sie es zu Ihrer vollkommenen Zufriedenheit finden werden.

HU Köszönet:

Köszönjük, hogy a Parisot Groupe által létrehozott és gyártott bútort választott, reméljük, hogy elégedett lesz a termékkel.

PT Agradecimentos:

Obrigado por ter escolhido um móvel concebido e fabricado pelo Grupo Parisot, esperando que seja do seu inteiro agrado.

IT Ringraziamenti:

Grazie per avere scelto un mobile progettato e fabbricato dal Gruppo Parisot. Speriamo soddisfatti appieno le vostre esigenze.

NL Bedankje:

Wij bedanken u voor de aankoop van een door de Groep Parisot ontworpen en vervaardigd meubel en hopen dat u er veel plezier aan zult beleven.

CZ Poděkování:

Děkujeme, že jste si vybrali nábytek navržený a vyrobený společností Parisot Group. Doufáme, že budete svým nákupem naprosto spokojeni.

ES Agradecimientos:

Les damos las gracias por haber elegido un mueble diseñado y fabricado por el Groupe Parisot y esperamos que sea de su total agrado.

PL Podziękowania:

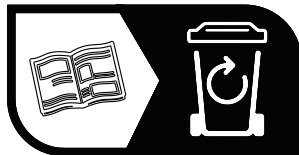

Dziękujemy za wybór mebli stworzonych i wyprodukowanych przez Grupę Parisot. Mamy nadzieję, że będziecie Państwo w pełni zadowoleni z zakupu.

SK Pod'akovanie:

Ďakujeme, že ste si vybrali nábytok navrhnutý a vyrobený spoločnosťou Parisot Group. Dúfame, že budete svojim nákupom absolútne spokojní.

AR شكر:

نشكركم لاختياركم هذه القطعة من الأثاث من تصميم وتصنيع مجموعة باريسو Parisot وتتمنى أن تنال رضاكم.



FR

Donnez ou recyclez vos meubles.



Association

ou

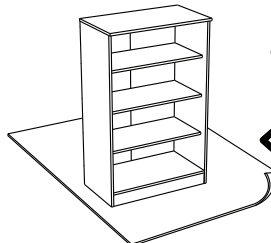
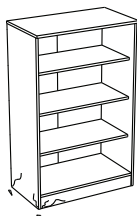
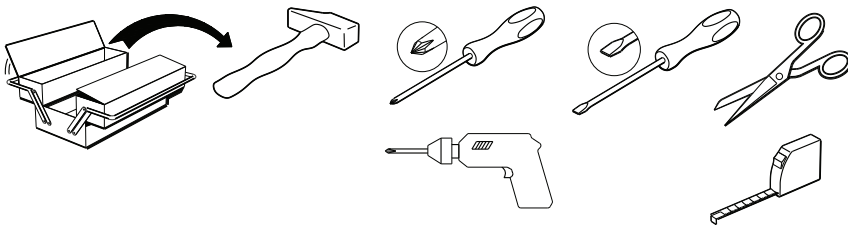


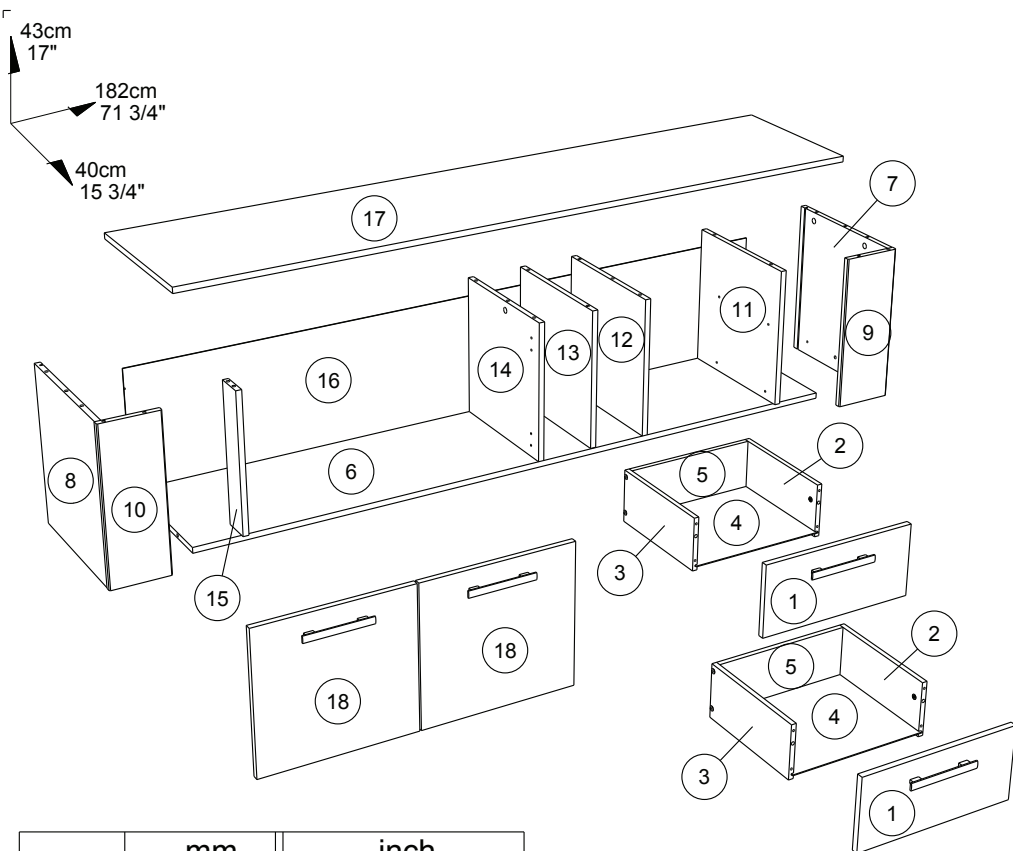
Magasin



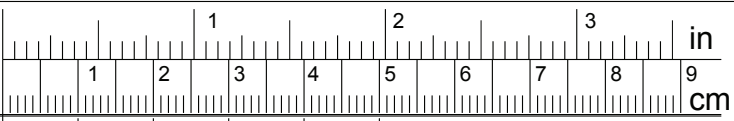
Déchèterie


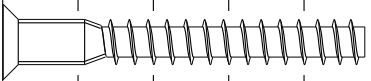
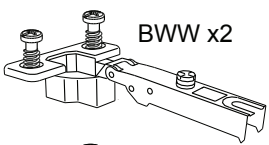
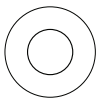
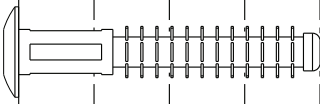
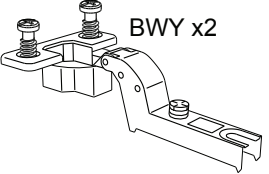

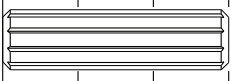



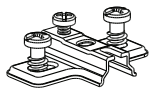

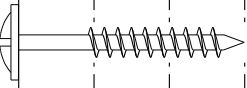

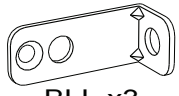

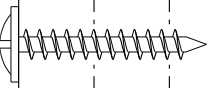


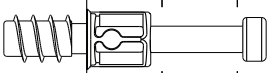

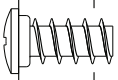
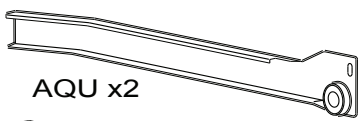

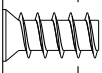
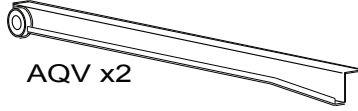

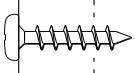


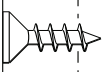
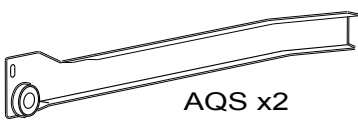

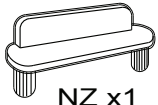
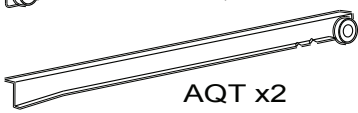
<https://quefairedemesdechets.fr>

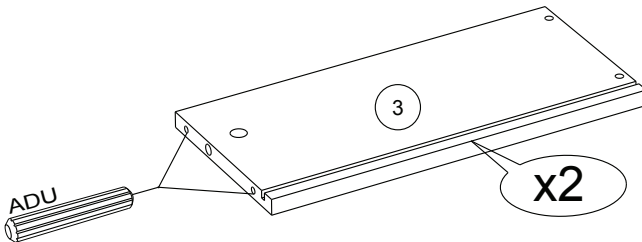
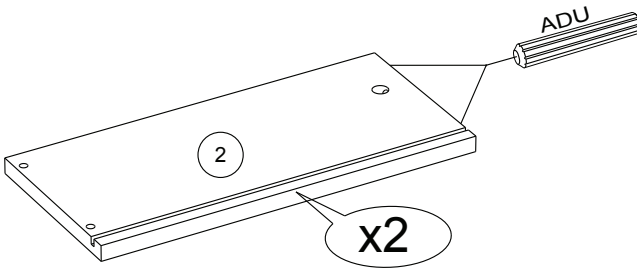
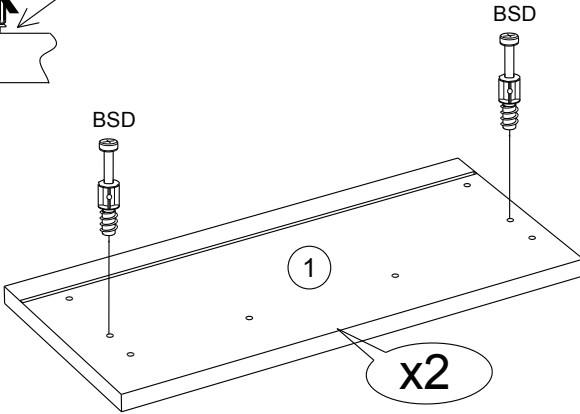

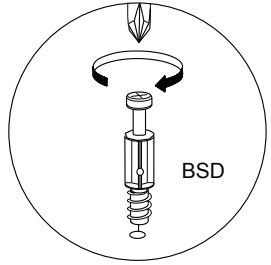
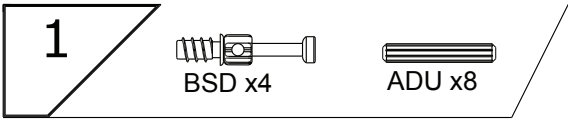


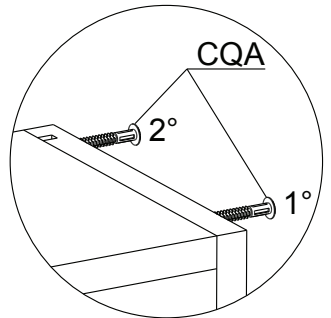
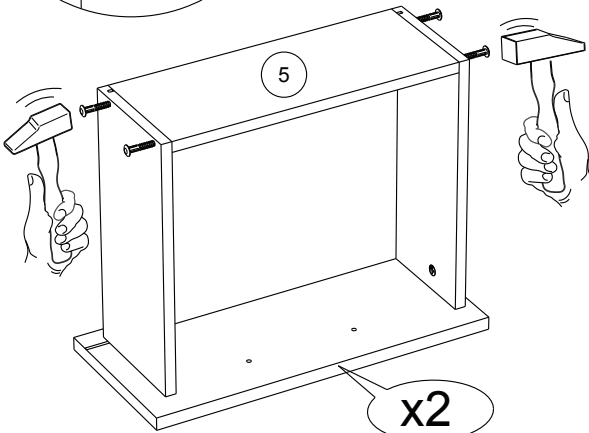
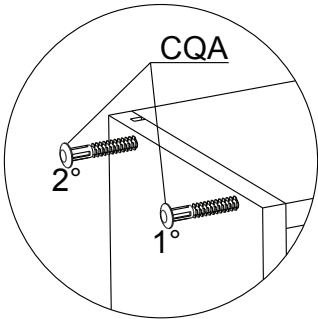
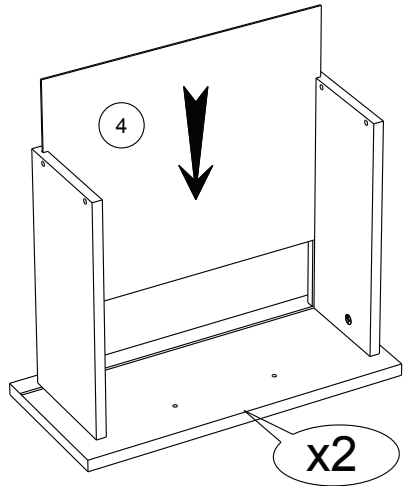
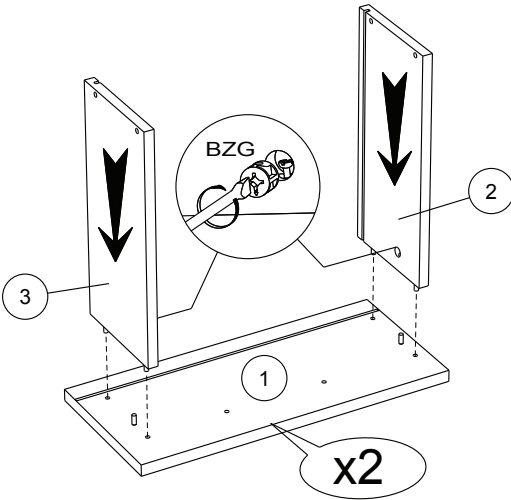
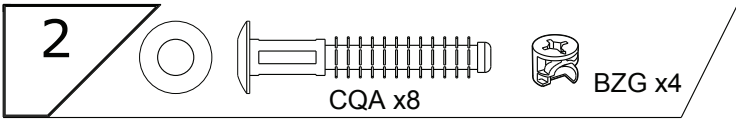


		mm			inch		
(15)	x 1	370	73	15	14 9/16	2 7/8	9/16
(13)	x 1	370	350	15	14 9/16	13 3/4	9/16
(14)	x 1	370	352	15	14 9/16	13 7/8	9/16
(12)	x 1	370	352	15	14 9/16	13 7/8	9/16
(11)	x 1	370	360	15	14 9/16	14 3/16	9/16
(18)	x 2	399	373	15	15 11/16	14 11/16	9/16
(1)	x 2	403	185	15	15 7/8	7 1/4	9/16
(9)	x 1	415	155	15	16 5/16	6 1/8	9/16
(10)	x 1	415	155	15	16 5/16	6 1/8	9/16
(7)	x 1	415	380	15	16 5/16	14 15/16	9/16
(8)	x 1	415	380	15	16 5/16	14 15/16	9/16
(6)	x 1	1776	372	15	69 15/16	14 5/8	9/16
(17)	x 1	1818	400	15	71 9/16	15 3/4	9/16
(2)	x 2	300	138	13	11 13/16	5 7/16	1/2
(3)	x 2	300	138	13	11 13/16	5 7/16	1/2
(5)	x 2	340	138	13	13 3/8	5 7/16	1/2
(4)	x 2	352	299	2	13 7/8	11 3/4	1/16
(16)	x 1	1791	328	2	70 1/2	12 15/16	1/16



- 

HW x8

BWW x2
- 

CQA x8

BWY x2
- 

ADM x26
- 

ADU x8

BSM x3

BWU x4
- 

WH x8

BZG x4

BLL x3
- 

XN x3

Ai x16

HV x1
- 
BSD x20
- 

VB x4

AQU x2
- 

BWF x8

AQV x2
- 

QA x11

EP x4
- 

VG x5

AQS x2
- 
POI x4

NZ x1

AQT x2

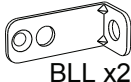




3



ADM x2



BLL x2



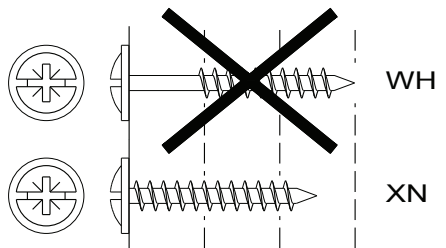
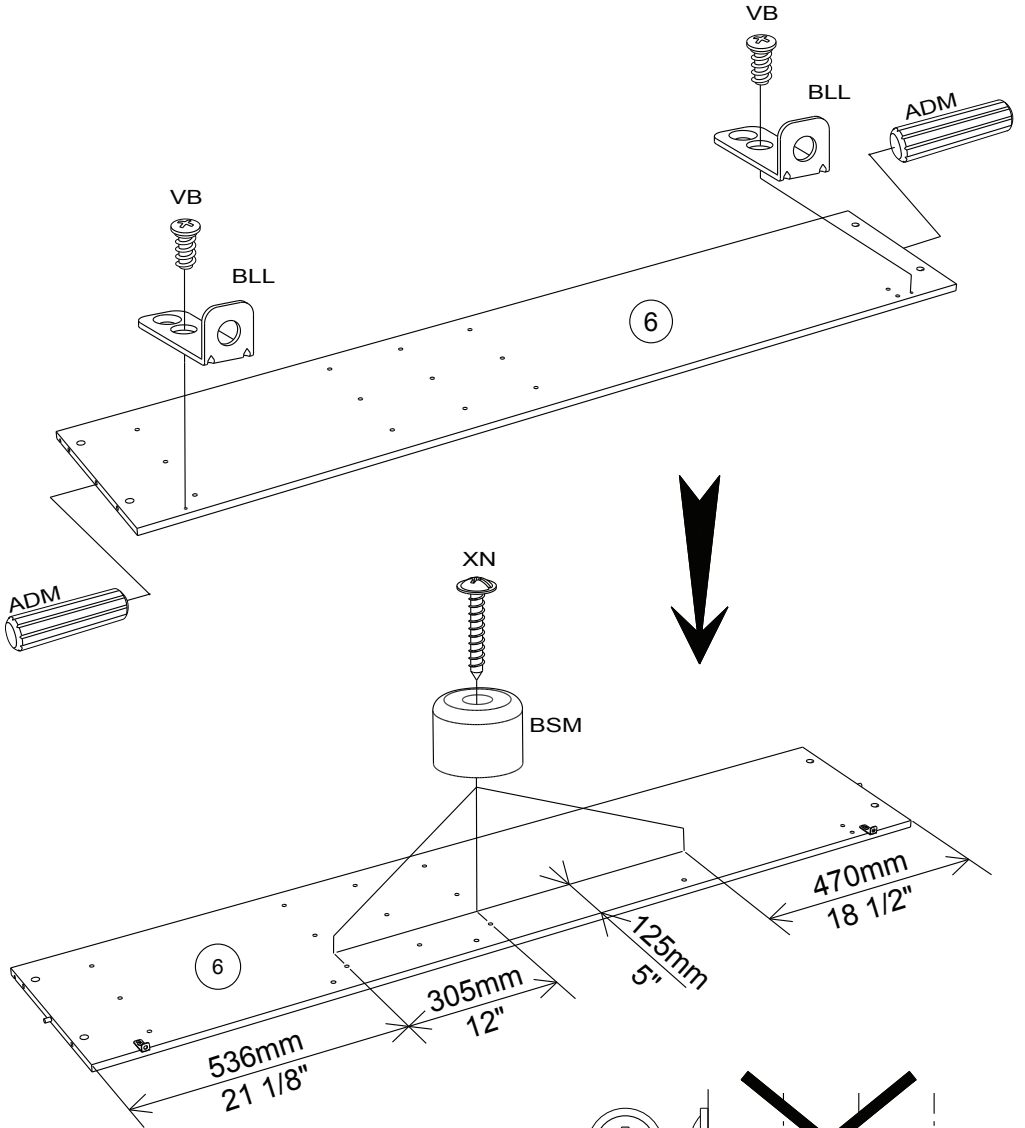
VB x2



BSM x3



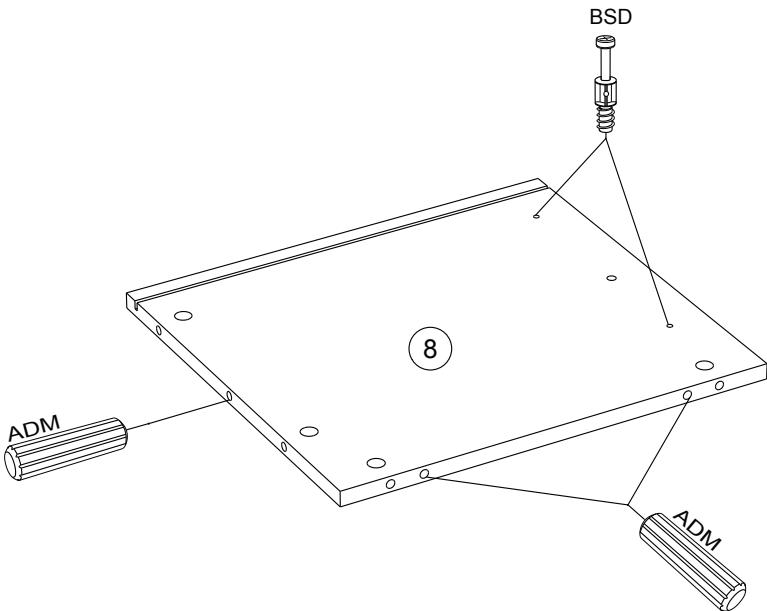
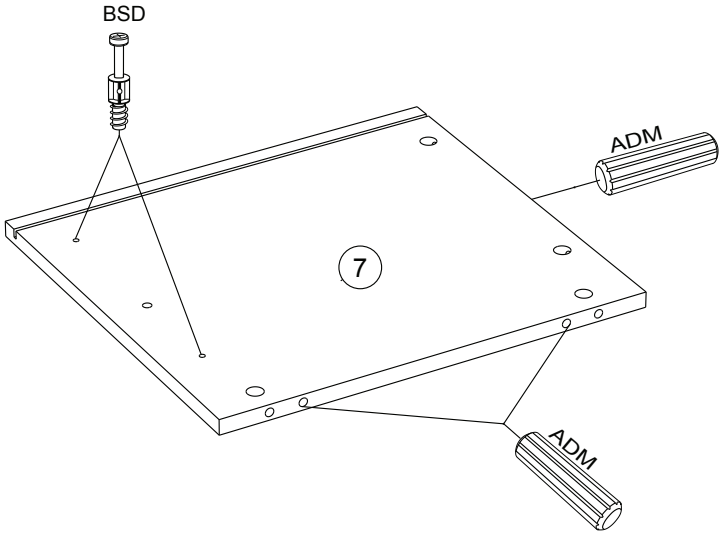
XN x3



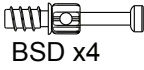
4

BSD x4

ADM x6



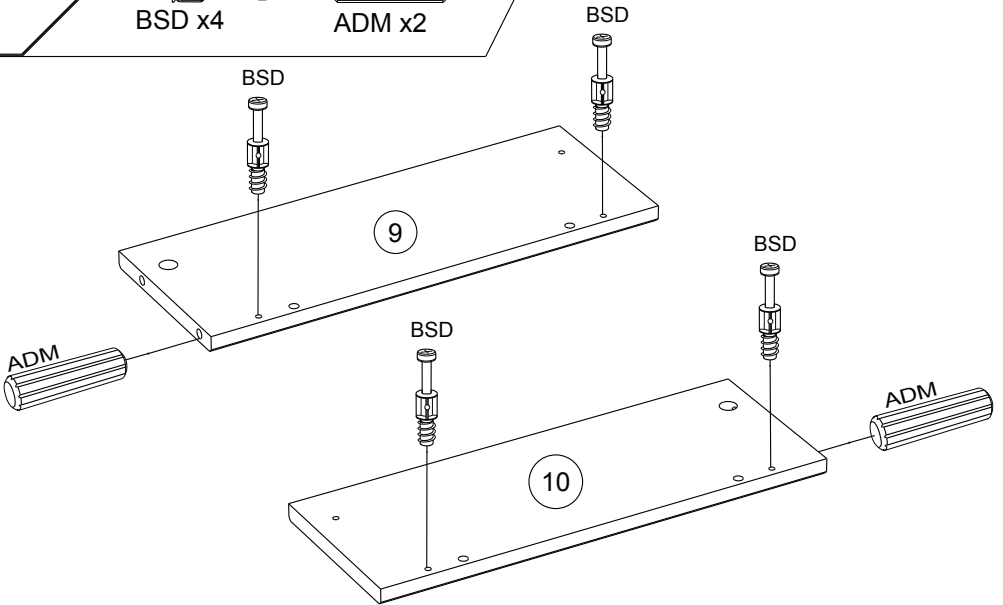
5



BSD x4



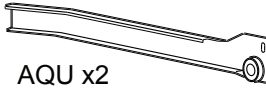
ADM x2



6



ADM x3



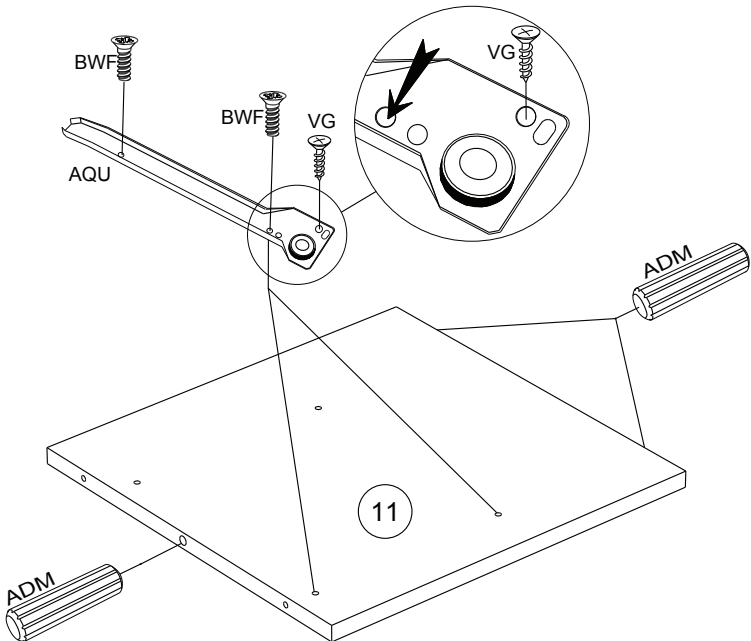
AQU x2



BWF x4



VG x2



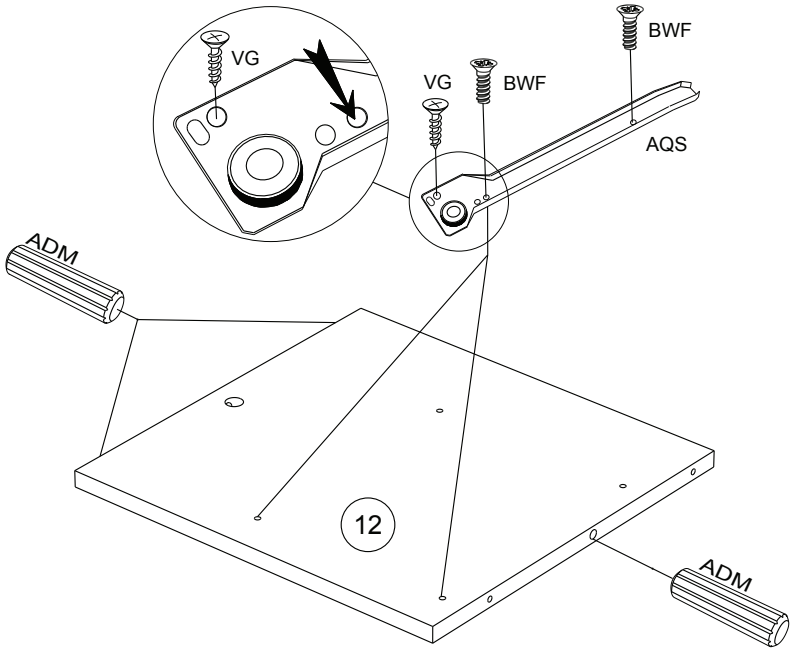
7

ADM x3

AQS x2

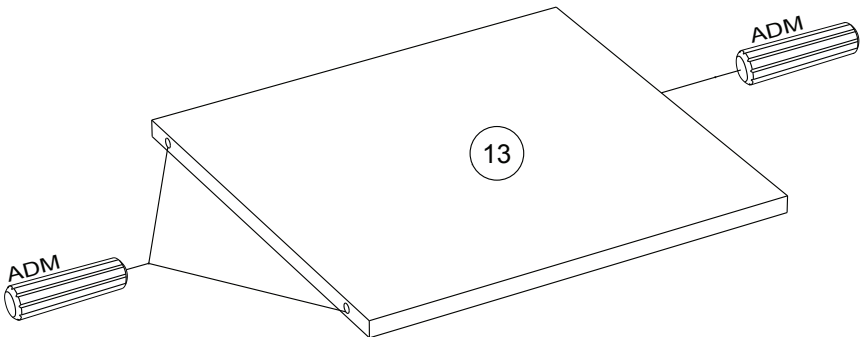
BWF x4

VG x2

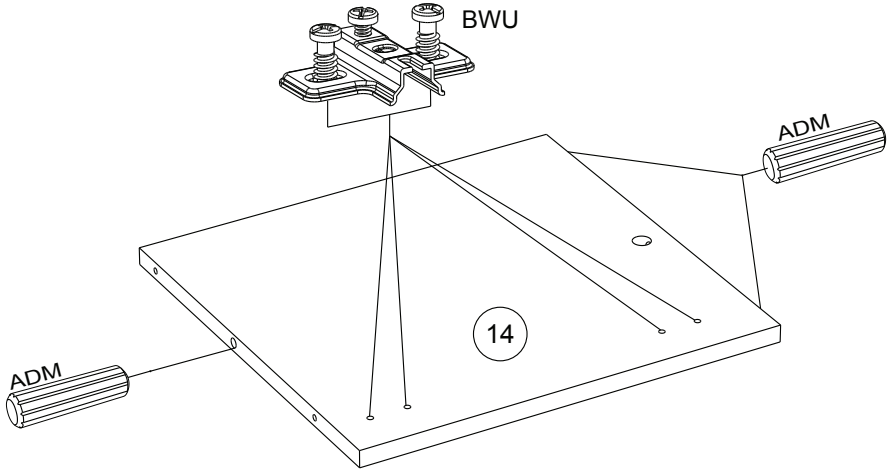
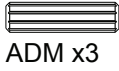


8

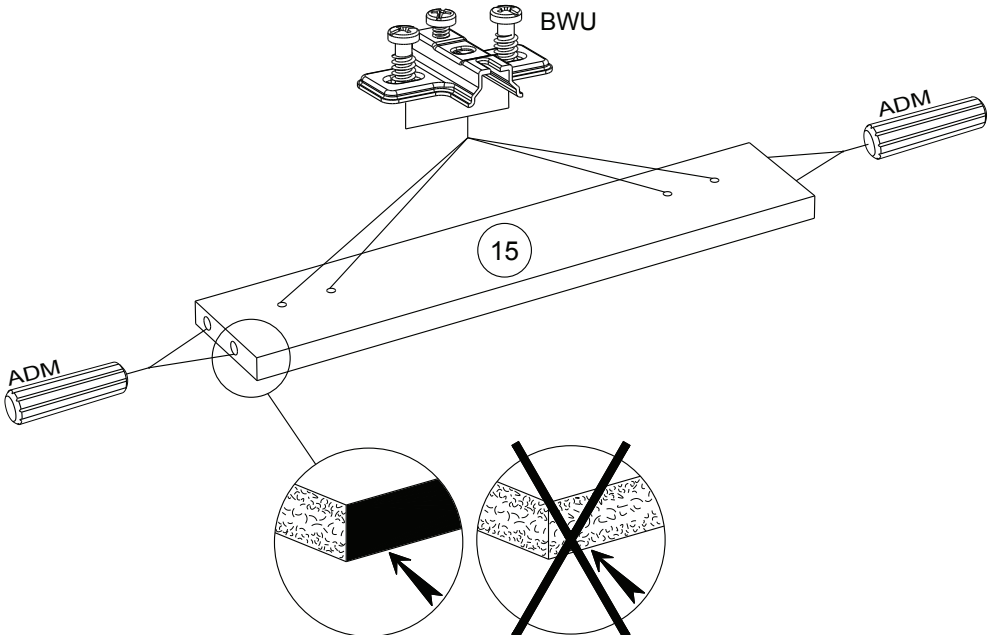

ADM x3



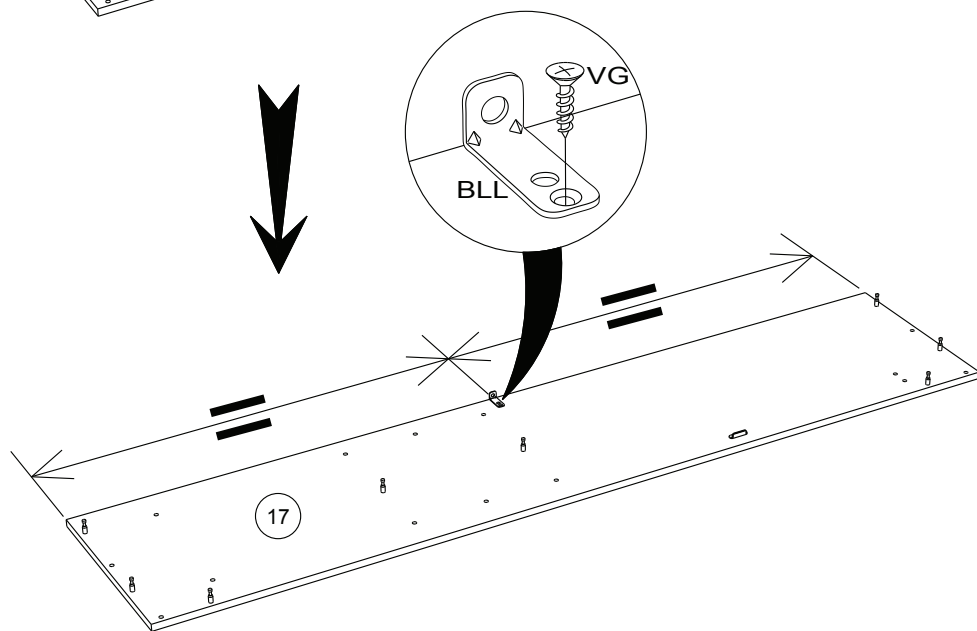
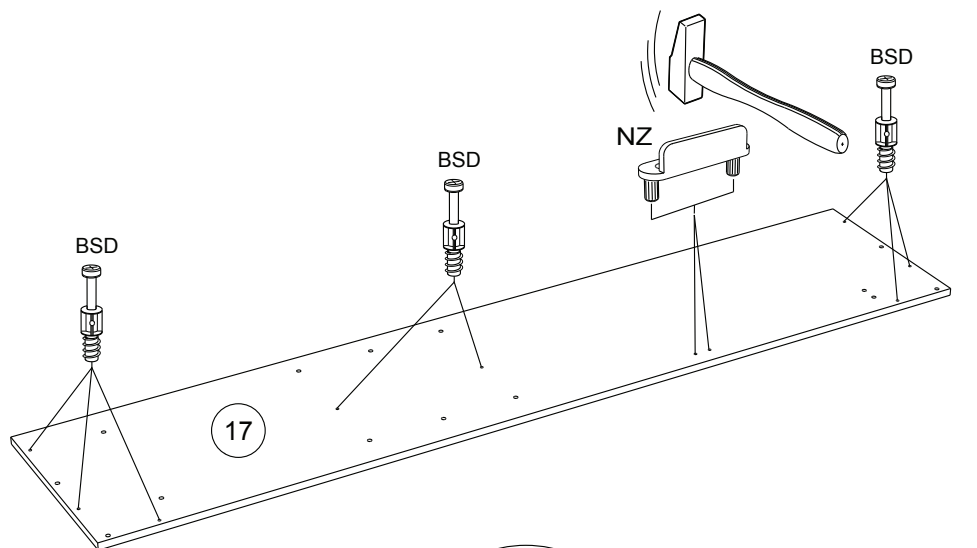
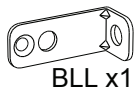
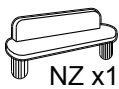
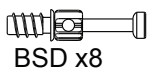
9



10



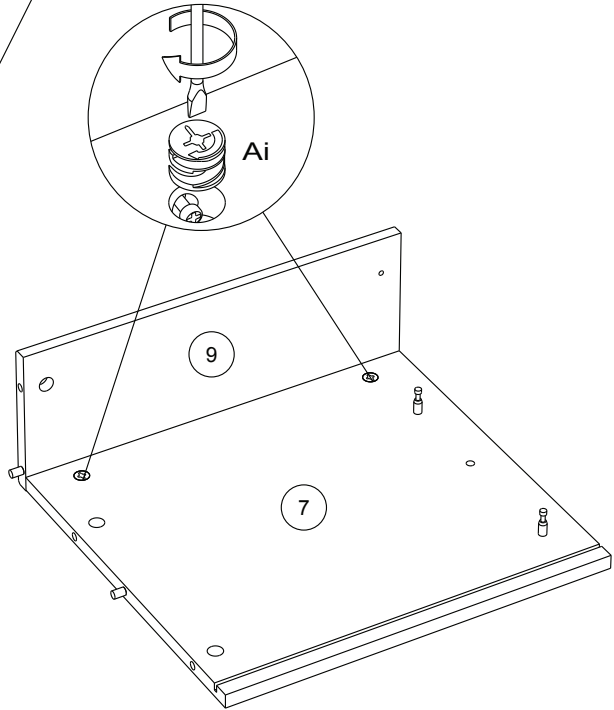
11



12



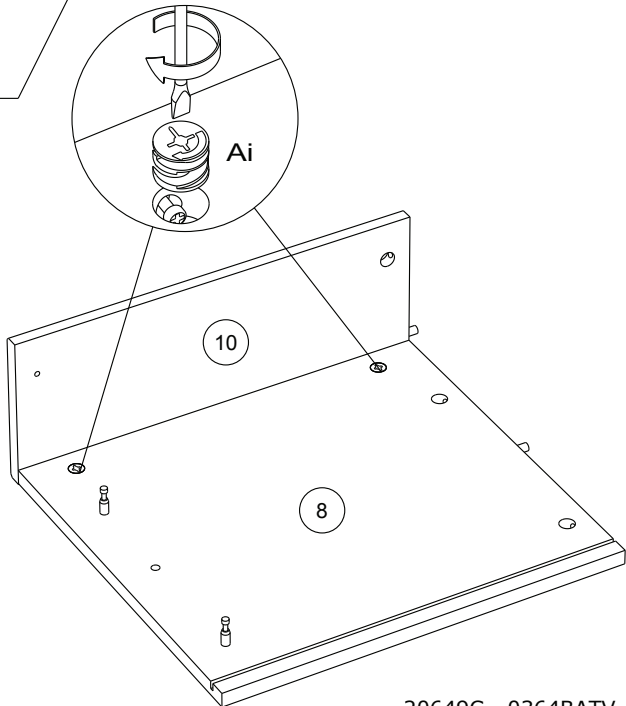
Ai x2



13



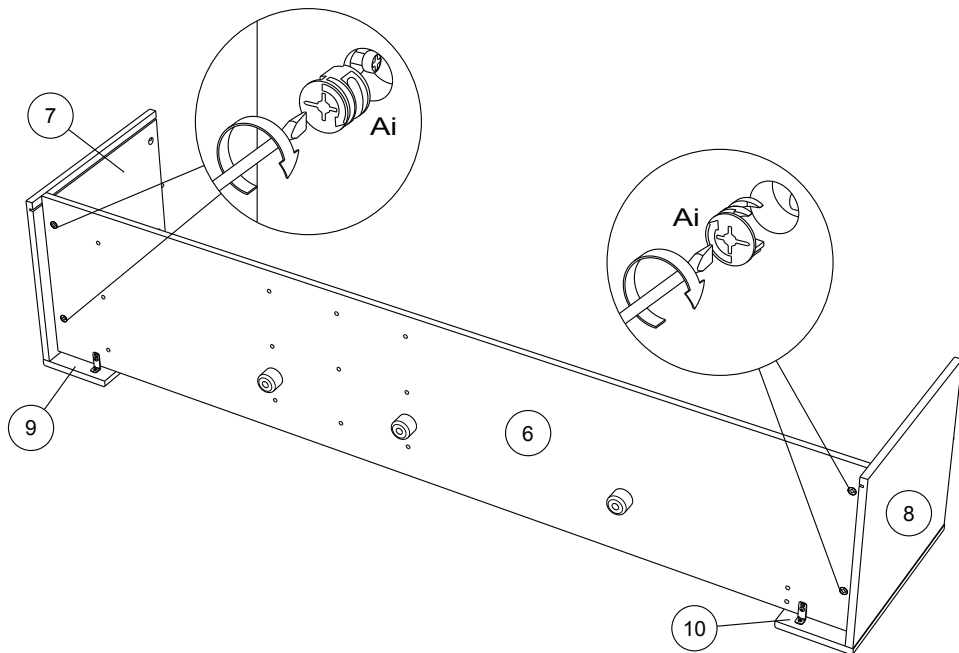
Ai x2



14



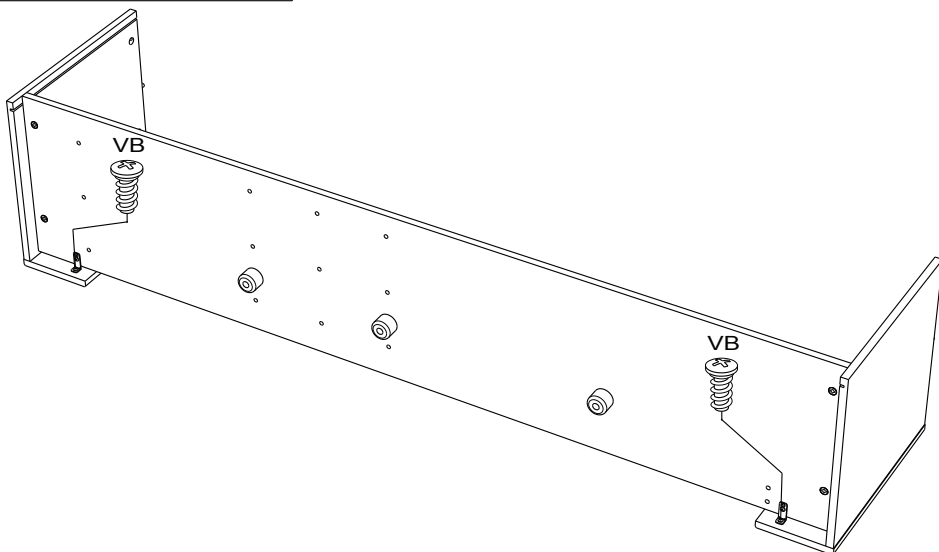
Ai x4




15



VB x2



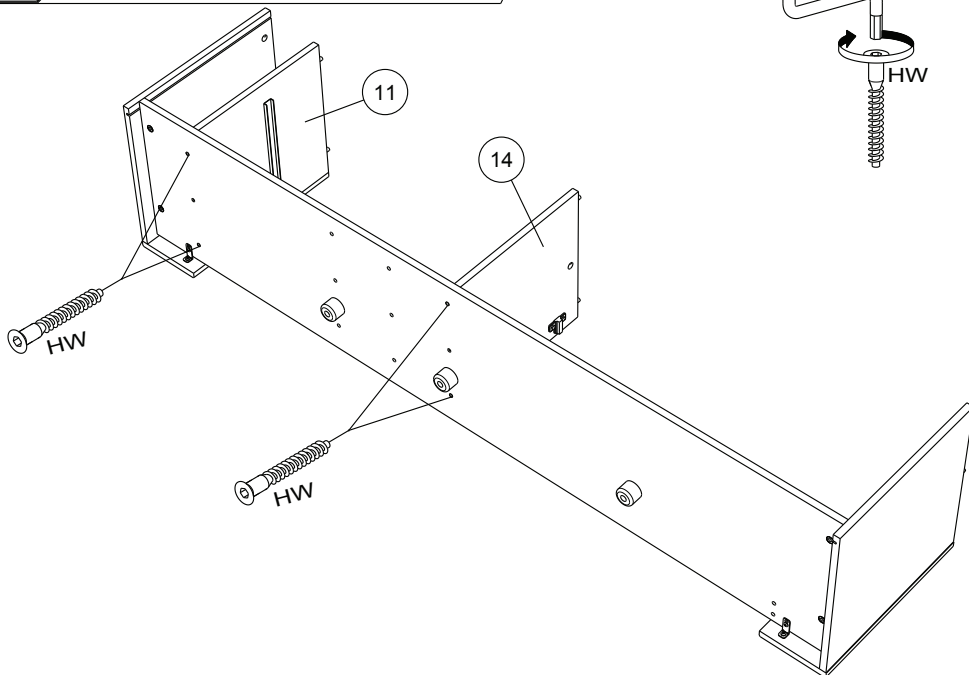
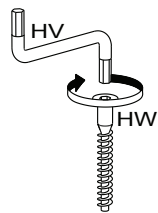
16



HW x4



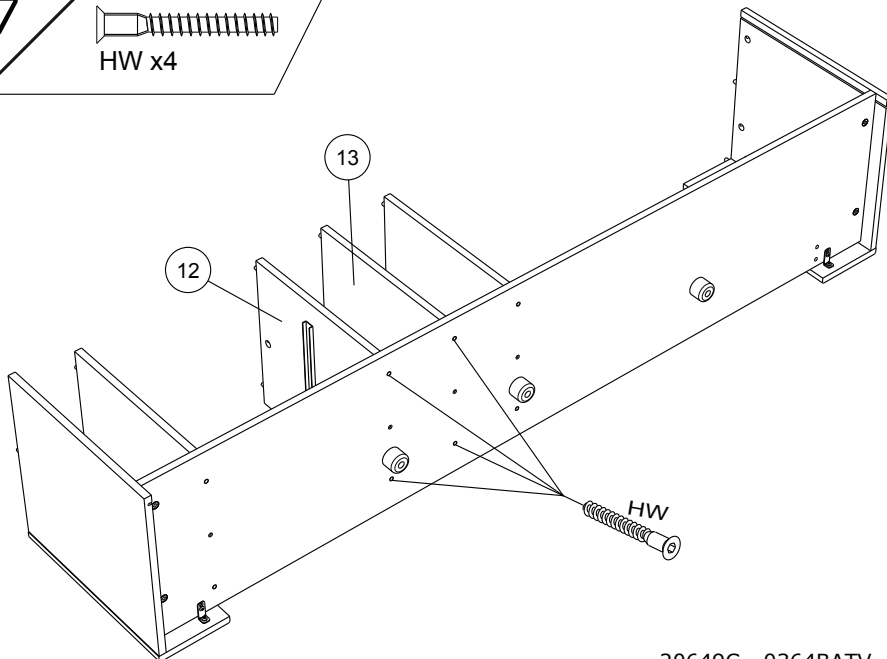
HV x1



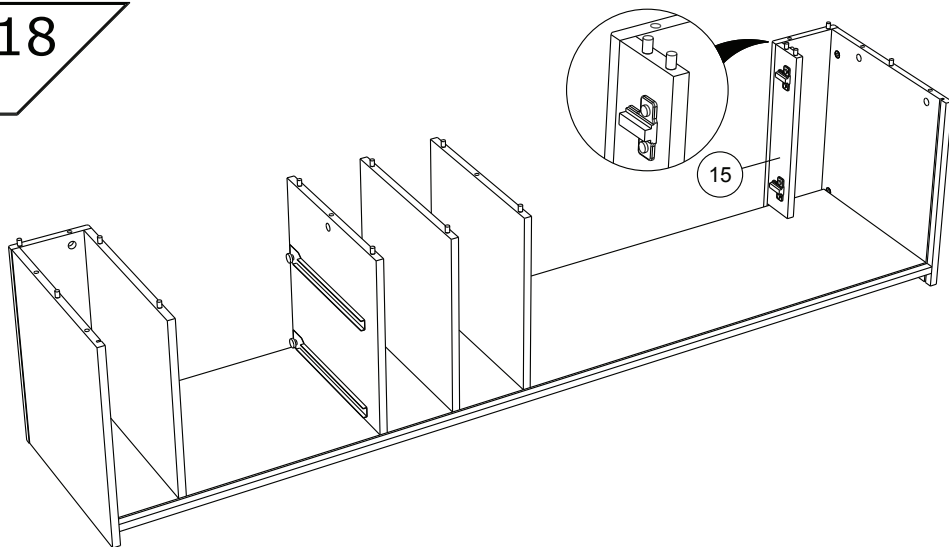
17



HW x4



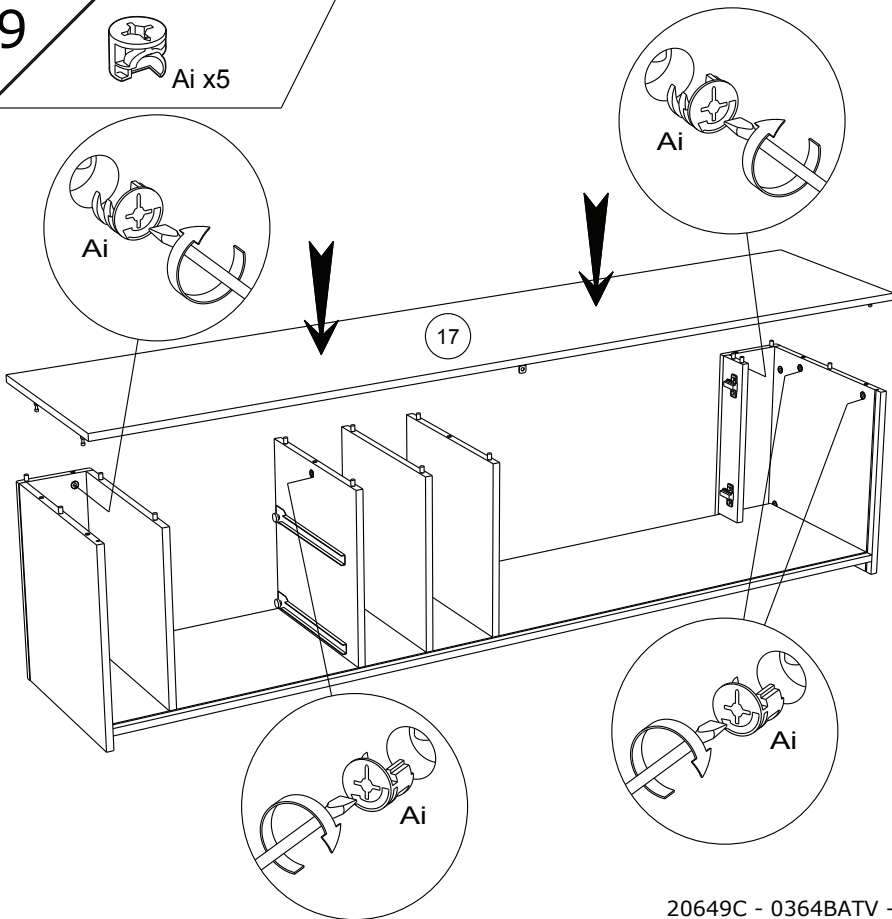
18



19



Ai x5



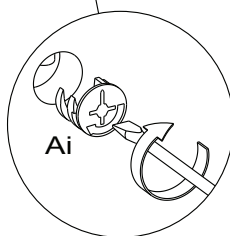
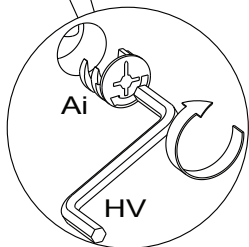
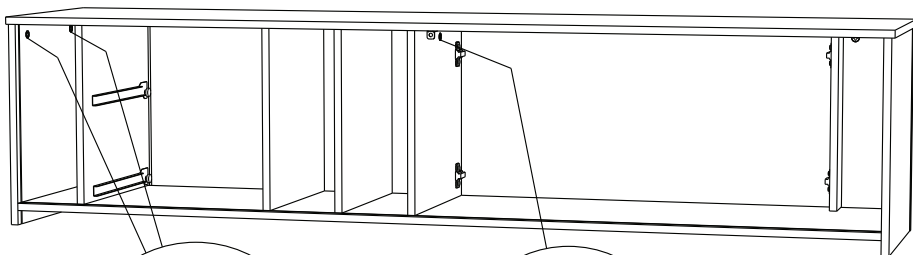
20



Ai x3

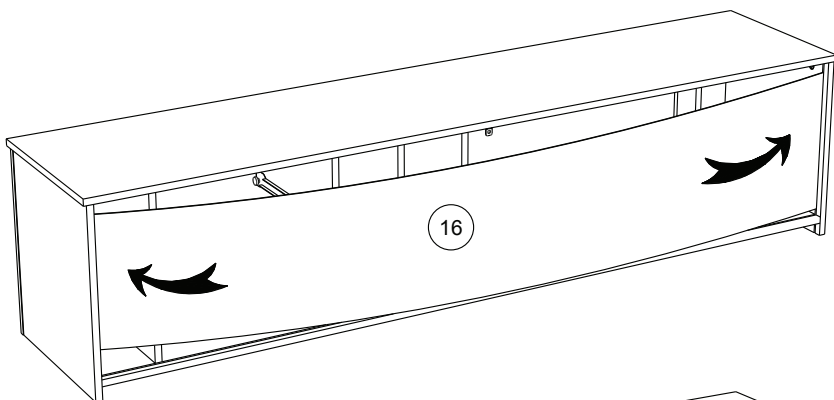


HV x1

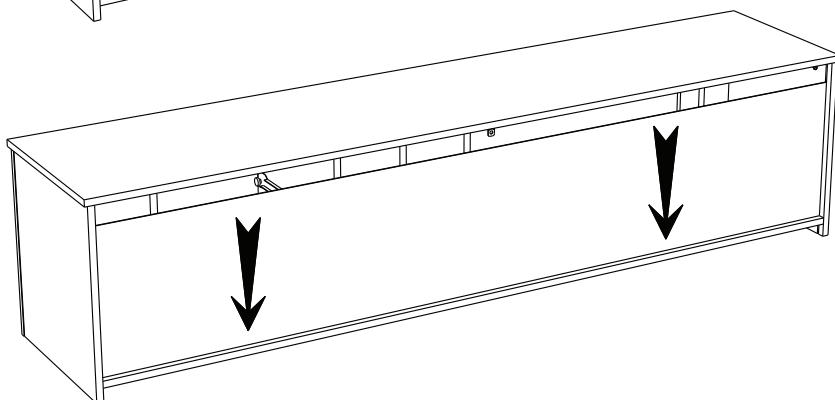


21

1°




2°



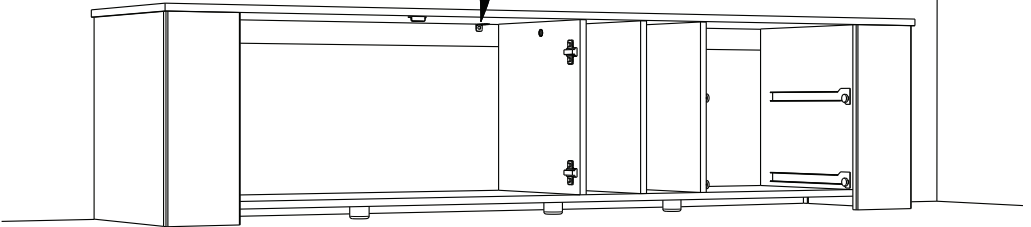
- FR OBLIGATOIRE:** Pour votre sécurité, fixation du meuble au mur.
Attention, la fixation doit être réalisée par une personne compétente car cela nécessite des chevilles et des vis adaptées à la nature de votre mur. (non fournies)
- EN OBLIGATORY:** For your safety, due to risk of overturning, this product must be used with the wall attachment device provided, this should be carried out by a competent person.
- DE OBLIGATORISCH:** Zu Ihrer Sicherheit, befestigen Sie das Möbel an der Wand.
Achtung: Diese Befestigung ist durch eine fachlich kompetente Person vorzunehmen.
Hierfür sind für die Bauweise Ihrer Wand geeignete Dübel einzusetzen.
- ES OBLIGATORIO:** Por su seguridad, fijar el mueble a la pared.
Advertencia: la fijación la ha de llevar a cabo por personal adecuado, ya que requiere el uso de tacos que se adapten al tipo de pared.
- PT OBRIGATORIO:** Para sua segurança, fixação do móvel ao muro.
Atenção: a fixação deverá ser efetuada por pessoa habilitada, visto que são necessárias cavilhas adaptadas ao tipo de parede.
- IT OBBLIGATORIO:** Avvertenza di sicurezza, il fissaggio del mobile a parete deve essere realizzato da una persona competente, in quanto l'operazione richiede l'impiego di tasselli adatti alla natura del muro.
- NL VERPLICHT:** Voor uw veiligheid, bevestiging van het meubel aan de muur.
Opgelet de bevestiging moet worden uitgevoerd door een bekwaam persoon daar dit voor uw type muur geschikte pluggen vereist.
- CZ POVINNÝ:** Z bezpečnostních důvodů, upevněte nábytek do zdi.
Pozor, upevnění je třeba svěřit kompetentní osobě, neboť vyžaduje hmoždinky vhodné pro vaši zed'.
- HU KÖTELEZŐ:** Az Ön biztonsága érdekében, a bútor falra rögzítése.
Figyelmeztetés : a rögzítés csak megfelelő szakképesítéssel rendelkező személy által végezhető el, mert a rögzítéshez a falnak megfelelő csavarokra van szükség.
- PL OBOWIĄZKOWY:** Dla bezpieczeństwa, mocowanie mebla do ściany.
Uwaga, mocowanie musi zostać wykonane przez osobę kompetentną, ponieważ wymaga to zastosowania kołków dostosowanych do rodzaju ściany.
- SK POVINNÉ:** Z bezpečnostných dôvodov, nábytok upevnite k stene.
Dbajte na to, aby upevnenie vykonala kompetentná osoba, pretože pri upevňovaní sa vyžadujú kolíky vhodné do materiálu, z ktorého je stena vyrobená.
- EL ΥΠΟΧΡΕΩΤΙΚΟΣ :** Για την ασφάλειά σας στερέωση των επίπλων στον τοίχο.
Προσοχή, η στερέωση πρέπει να γίνεται από ικανό άτομο, καθώς απαιτούνται σφηνές προσαρμοσμένες στη φύση του τοίχου σας.

AR واجب : لسلامتك الشخصية، تثبيت قطعة الأثاث على الحائط
تحذير، يجب أن يقوم شخص متخصص بعملية التثبيت على الحائط إذ أنها تتطلب اسفيناً معيناً يتوافق مع طبيعة الحائط نفسه.

24



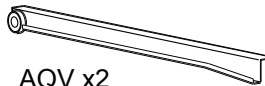
NON INCLUE.
NO INCLUIDO.
NOT INCLUDED.
WERDEN NICHT.
MITGELIEFERT.
NIET INBEGREPEN.
DAHIL DEGIL.



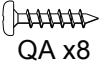
25



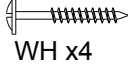
AQT x2



AQV x2



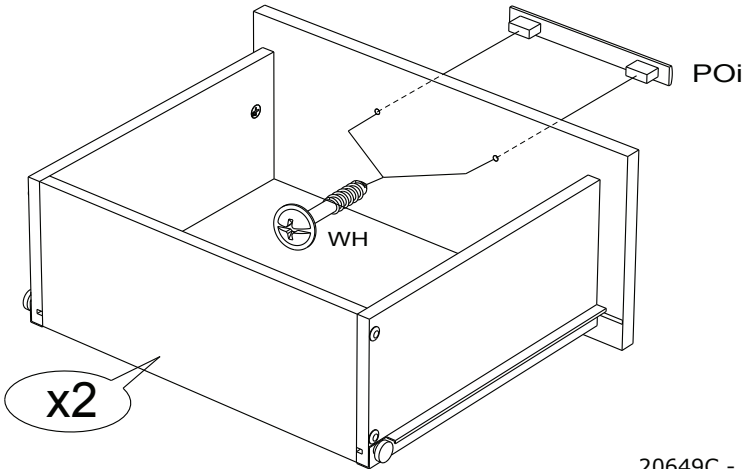
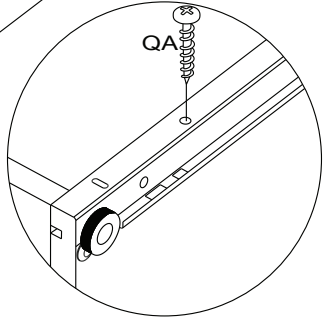

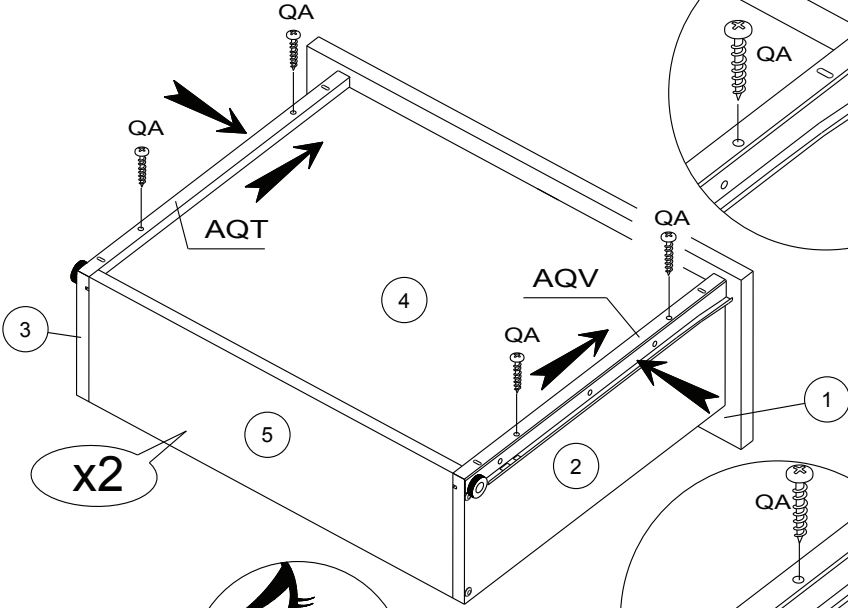
QA x8



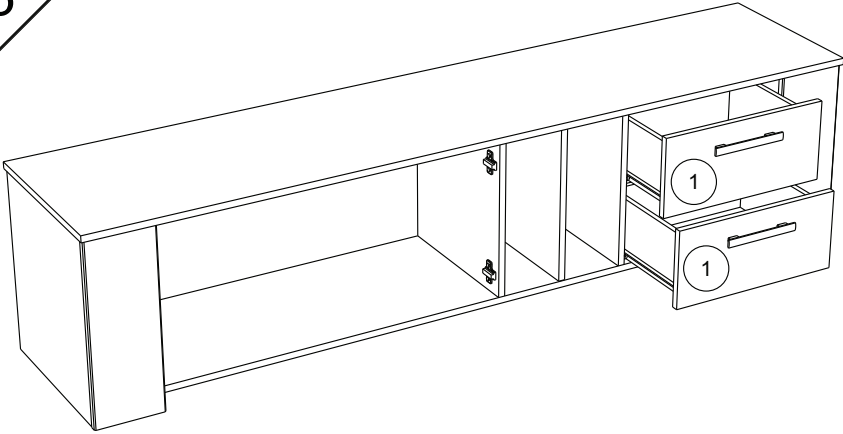
WH x4



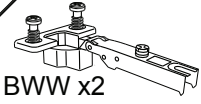
POi x2



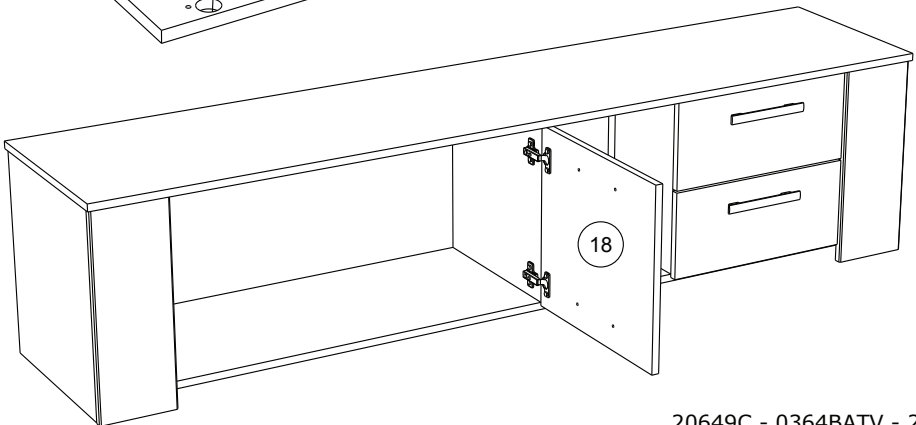
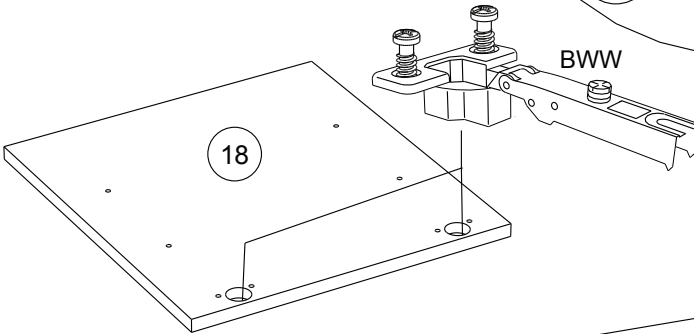
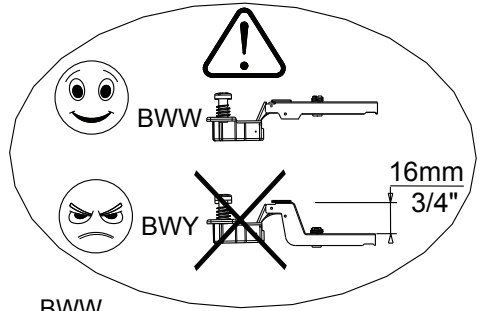
26



27

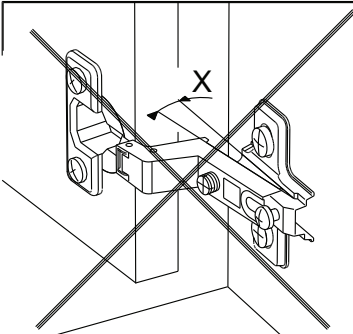
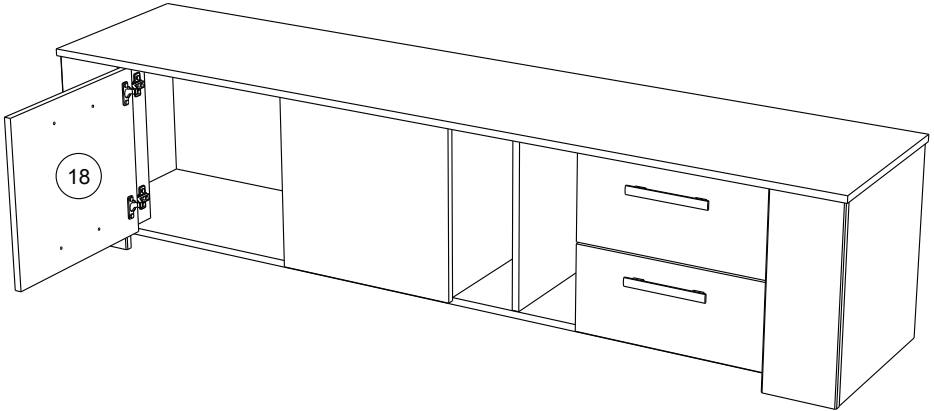
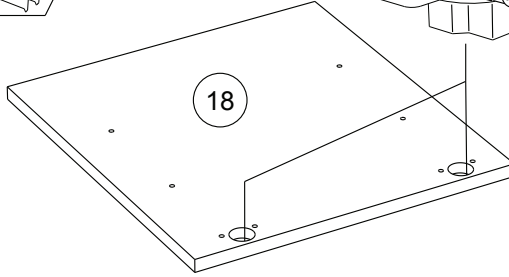
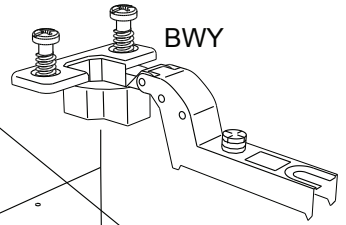
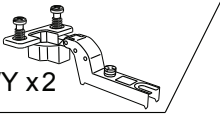


BWW x2



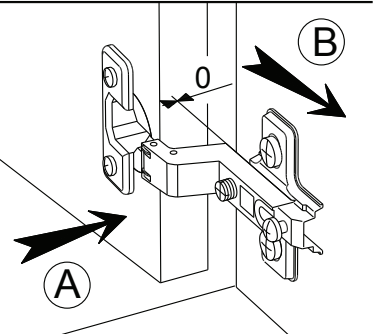
28

BWY x2

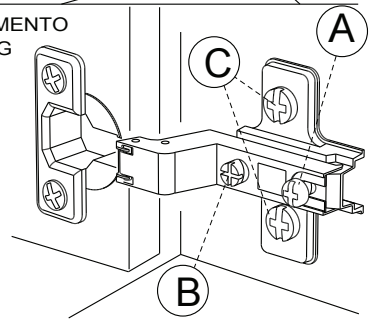
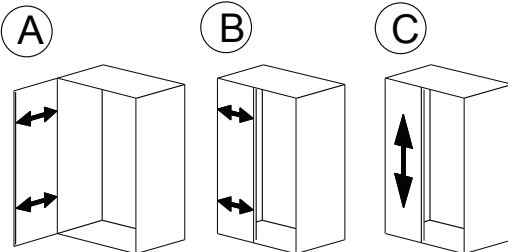


MONTAGE

- (GB) LEAFLET
- (D) AUFBAUANLEITUNG
- (E) MONTAJE
- (P) MONTAGEM
- (I) MONTAGGIO
- (NL) MONTAGE



REGLAGE (GB) ADJUSTING (E) AJUSTER (I) AGGIUSTAMENTO
 (D) ANPASSUNG (P) REGULACAO (NL) AFSTELLING



29

