




MXS-22

PÓLKA MAŁA

→ 100 × 30 × 22



x 4



(a)

x 3



(b)

x 3



(c)

x 4

(3,5x16)



(d)

x 2


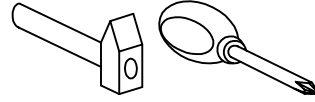


(e)

x 1



(f)



15 min



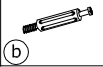
1 - FAZY MONTAŻU

A - OZNACZENIE ELEMENTÓW

a - OZNACZENIE AKCESORIÓW


1

x 3

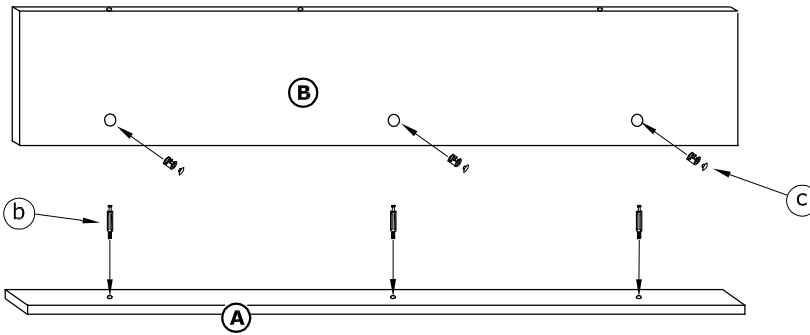


(b)

x 3



(c)



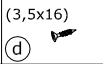
2

x 3




(a)

x 4



(d)

x 2



(e)

