










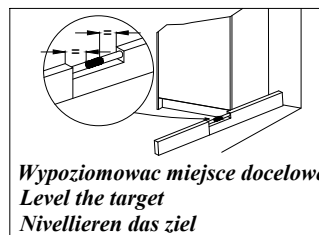


GORDIA RTV 2D

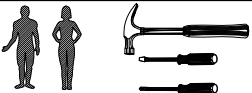
										
4	5	8	16	16	16	8	4	4	16	20



UWAGA! WAŻNE!
KOLKI WBIJAĆ JAK NA
PONIŻSZYM RYSUNKU
W KRAWĘDŹ ELEMENTU
11.0 mm

UWAGA! ATTENTION!

Instrukcja montażu Assembly instructions



No.	Stc.	L	W	T
1	1	1500	410	16
2	1	1500	410	16
3	1	278	410	16
4	2	278	390	16
5	1	278	410	16
6	2	496	340	15
7	1	475	380	16
8	1	1482	392	3

