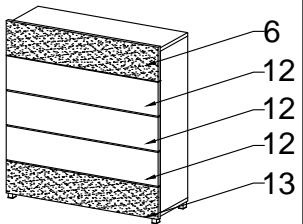
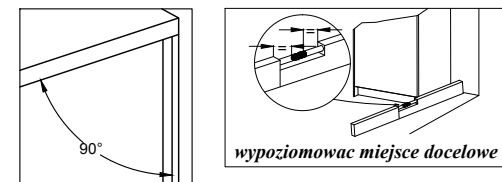
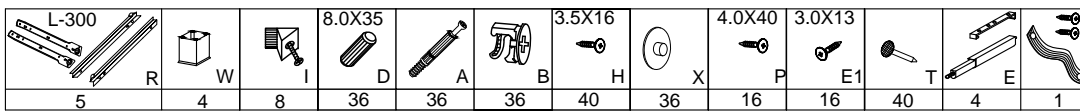
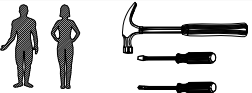


GORDIA K 5 SZ



Instrukcja montażu Assembly instructions



UWAGA! WAŻNE!
KOLKI WBIJAĆ JAK NA
PONIŻSZYM RYSUNKU
W KRAWĘDZ ELEMENTU
11.0 mm

UWAGA!
ATTENTION!

No.	Stc.	L	W	T	POLYSK
1	1	900	330	16	
2	1	900	330	16	
3	1	968	330	16	
4	1	968	330	16	
5	1	882	982	3	
6	1	896	197	15	
7	5	300	130	16	
8	5	810	112	16	
9	5	300	130	16	
10	5	825	317	3	
11	4	868	90	16	
12	3	896	197	16	15
13	1	896	197	15	

