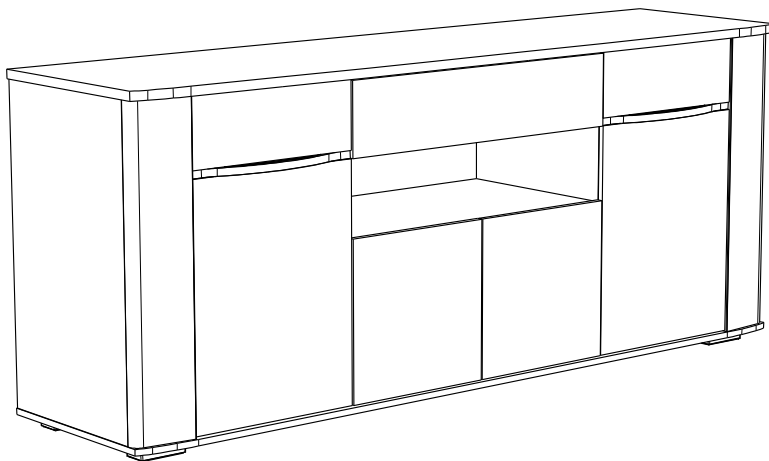


0307E4P1



FR Remerciements :

Nous vous remercions d'avoir choisi un meuble créé et fabriqué par le Groupe Pariset et espérons qu'il vous donnera entière satisfaction.

EN Thanks:

Thank you for choosing furniture designed and manufactured by the Pariset Group. We hope you are totally satisfied with your purchase.

DE Danksagung:

Wir danken Ihnen für den Kauf eines Frankreich von der Pariset-Gruppe entworfenen und hergestellten Möbelstücks und hoffen, dass Sie es zu Ihrer vollkommenen Zufriedenheit finden werden.

ES Agradecimientos:

Les damos las gracias por haber elegido un mueble diseñado y fabricado por el Groupe Pariset y esperamos que sea de su total agrado.

PT Agradecimentos:

Obrigado por ter escolhido um móvel concebido e fabricado pelo Grupo Pariset, esperando que seja do seu inteiro agrado.

IT Ringraziamenti:

Grazie per avere scelto un mobile progettato e fabbricato dal Gruppo Pariset. Speriamo soddisfisi appieno le vostre esigenze.

NL Bedankje:

Wij bedanken u voor de aankoop van een door de Groep Pariset ontworpen en vervaardigd meubel en hopen dat u er veel plezier aan zult beleven.

CZ Poděkování:

Děkujeme, že jste si vybrali nábytek navržený a vyrobený společností Pariset Group. Doufáme, že budete svým nákupem naprosto spokojeni.

HU Köszönet:

Köszönjük, hogy a Pariset Groupe által létrehozott és gyártott bútort választott, reméljük, hogy elégedett lesz a termékkel.

PL Podziękowania:

Dziękujemy za wybór mebli stworzonych i wyprodukowanych przez Grupę Pariset. Mamy nadzieję, że będziecie Państwo w pełni zadowoleni z zakupu.

RO Mulțumiri:

Vă mulțumim că ați ales un articol de mobilier conceput și fabricat de Grupul Pariset și sperăm că veți fi pe deplin satisfăcuți de acesta.

RU Благодарность:

Мы благодарим вас за то, что вы выбрали мебель, созданную и произведенную Групп Паризо, и надеемся, что вы будете полностью удовлетворены нашей продукцией.

SK Podakovanie:

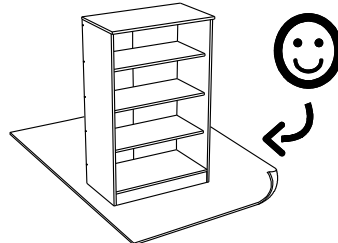
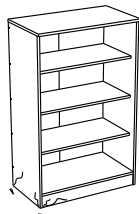
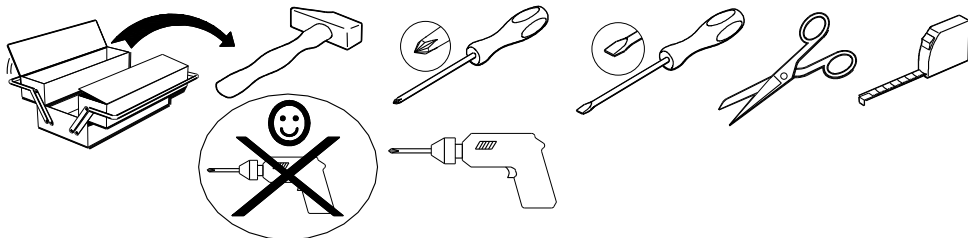
Ďakujeme, že ste si vybrali nábytok navrhnutý a vyrobený spoločnosťou Pariset Group. Dúfame, že budete svojim nákupom absolútne spokojní.

TR Teşekkür ederiz:


Pariset Group tarafından tasarlanan ve üretilen bu mobilyayı seçtiğiniz için teşekkür ederiz. Ürünümüzden memnun kalmanızı ümit ederiz.

AR : شكر:

نشكركم لاختياركم هذه القطعة من الأثاث من تصميم وتصنيع مجموعة باريزو Pariset ونتمنى أن تتال رضاهكم.

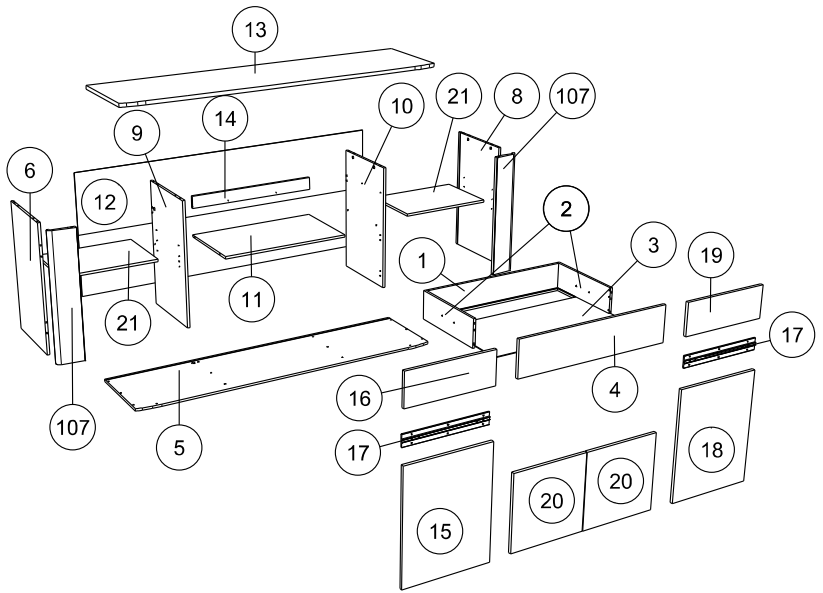


contact@pariset.com

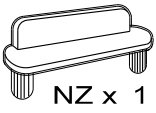


www.pariset.com

84cm
33"
201.5cm
79 1/4"
52cm
20 1/2"



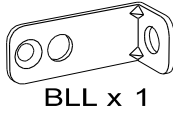
		mm			inch		
(20)	x 2	394	394	15	15 1/2	15 1/2	9/16 .
(17)	x 2	431	60	9	16 15/16	2 3/8	5/16 .
(19)	x 1	448	165	15	17 5/8	6 1/2	9/16 .
(16)	x 1	448	165	15	17 5/8	6 1/2	9/16 .
(21)	x 2	574	404	15	22 9/16	15 7/8	9/16 .
(18)	x 1	581	448	15	22 7/8	17 5/8	9/16 .
(15)	x 1	581	448	15	22 7/8	17 5/8	9/16 .
(107)	x 2	771	159	28	30 3/8	6 1/4	1 1/8 .
(8)	x 1	771	454	15	30 3/8	17 7/8	9/16 .
(6)	x 1	771	454	15	30 3/8	17 7/8	9/16 .
(10)	x 1	771	459	15	30 3/8	18 1/16	9/16 .
(9)	x 1	771	459	15	30 3/8	18 1/16	9/16 .
(4)	x 1	791	181	15	31 1/8	7 1/8	9/16 .
(14)	x 1	795	77	15	31 5/16	3	9/16 .
(11)	x 1	795	458	15	31 5/16	18 1/16	9/16 .
(5)	x 1	2006	502	15	79	19 3/4	9/16 .
(13)	x 1	2012	520	22	79 3/16	20 1/2	7/8 .
(2)	x 2	400	139	13	15 3/4	5 1/2	1/2 .
(1)	x 1	744	139	13	29 5/16	5 1/2	1/2 .
(3)	x 1	755	399	3	29 3/4	15 11/16	1/8 .
(12)	x 1	1988	787	3	78 1/4	31	1/8 .



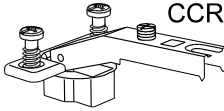
NZ x 1



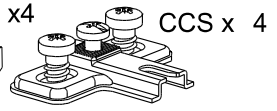
RT x 4



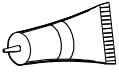
BLL x 1



CCR x 4



CCS x 4



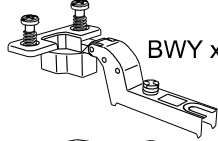
CF x 1



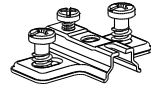
Ai x 16



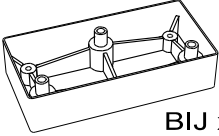
BSM x 2



BWY x 4



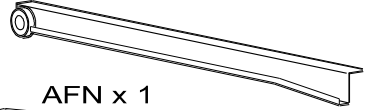
BWU x 4



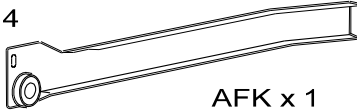
BIJ x 4



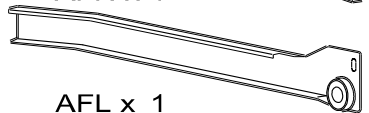
AFM x 1



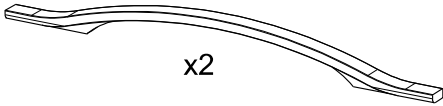
AFN x 1



AFK x 1



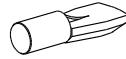
AFL x 1



x2



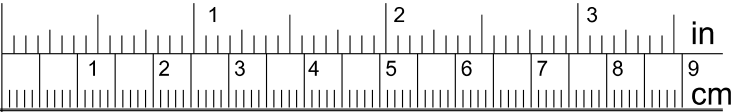
HV x 1



BWD x 8



EP x 4



HW x 16



ADM x 22



ADU x 6



BSD x 16



XN x 2



VJ x 16



AGN x 4



AMO x 12



VE x 4



BRL x 4



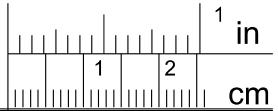
BWF x 4


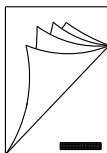
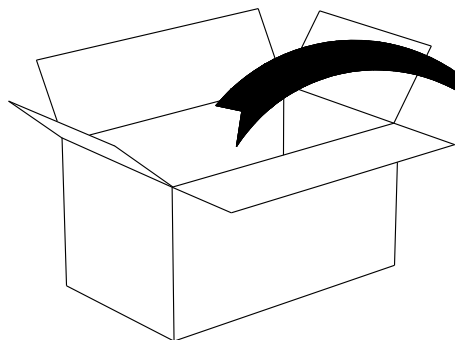


VG x 3

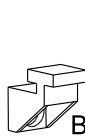


ANK x 18

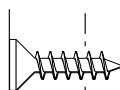




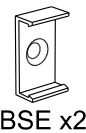
BSI x2




BSJ x2



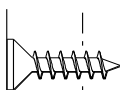
Vi x2



BSE x2



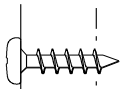
BSF x2



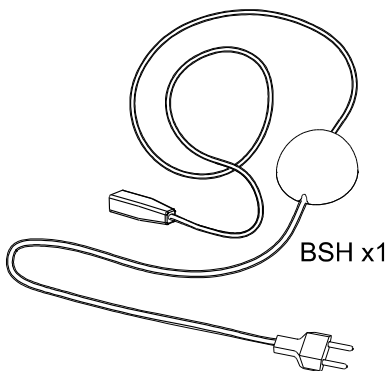
Vi x2



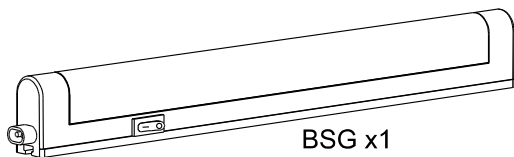
BPN x3



XY x6



BSH x1



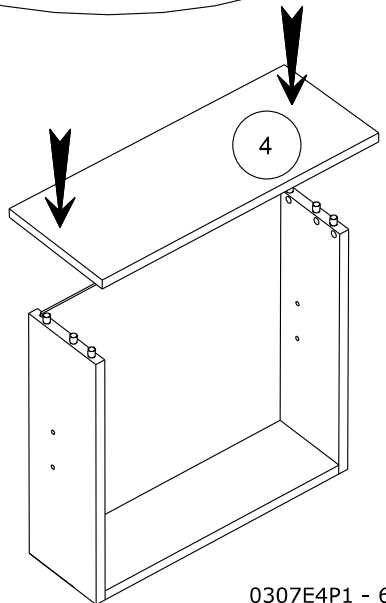
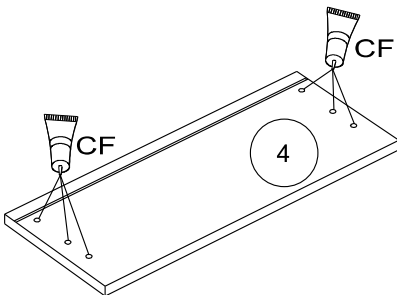
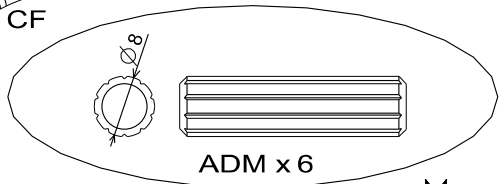
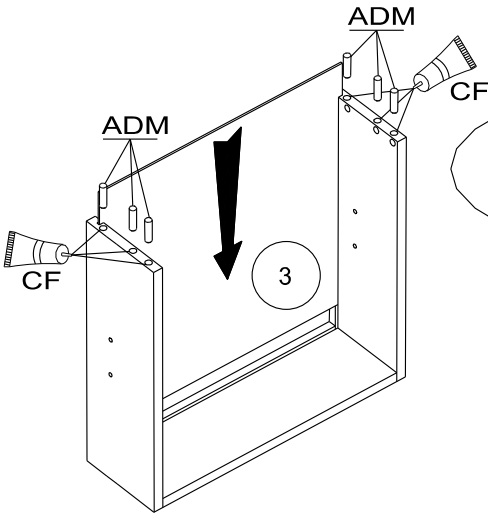
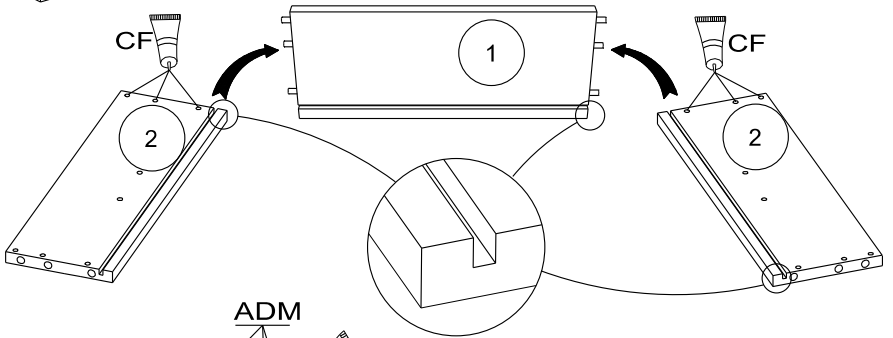
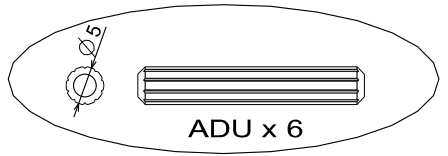
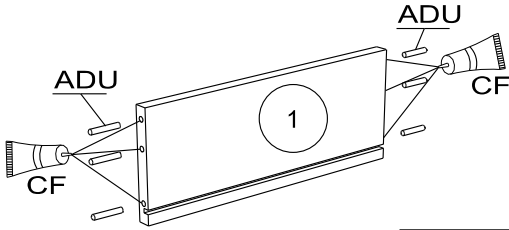
BSG x1

1

ADM x 6

ADU x 6

CF x 1



2

ANK x 8


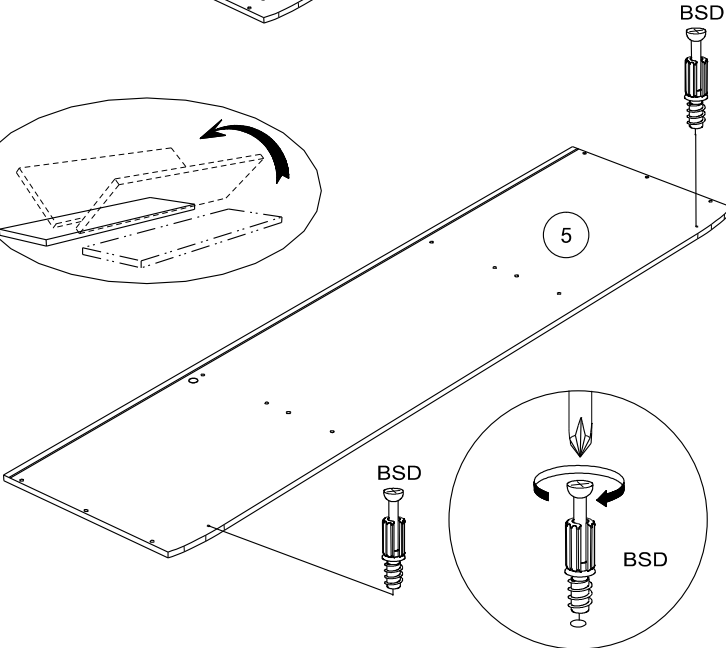
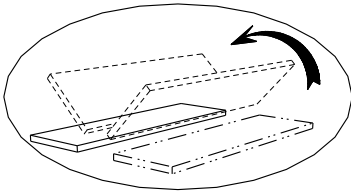
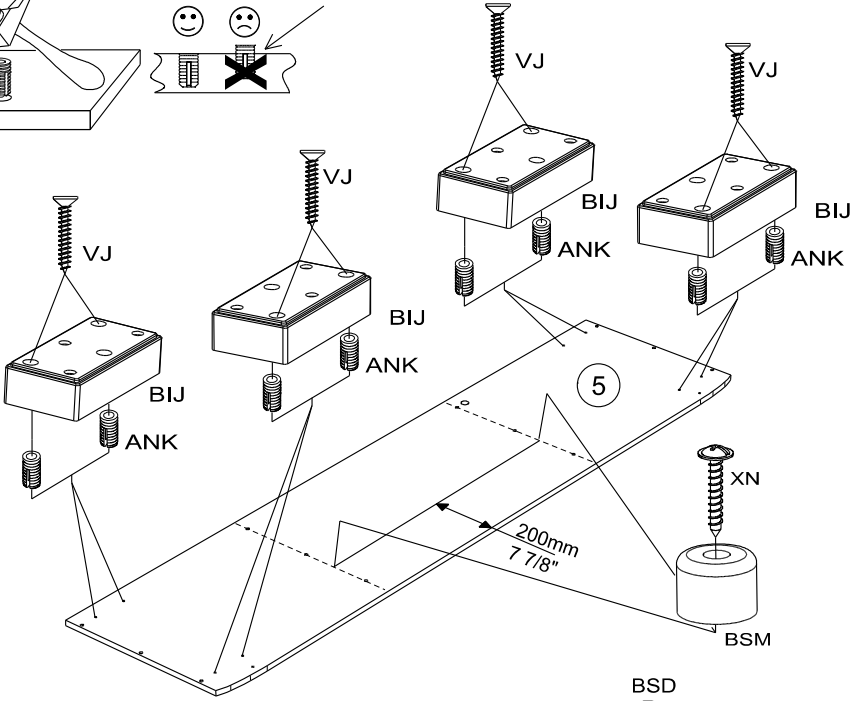
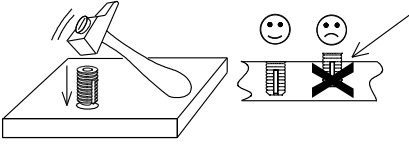
XN x 2

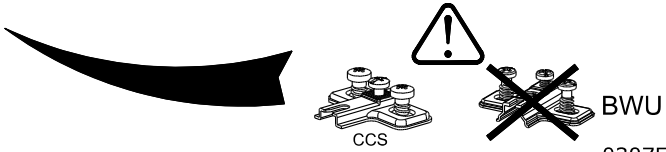
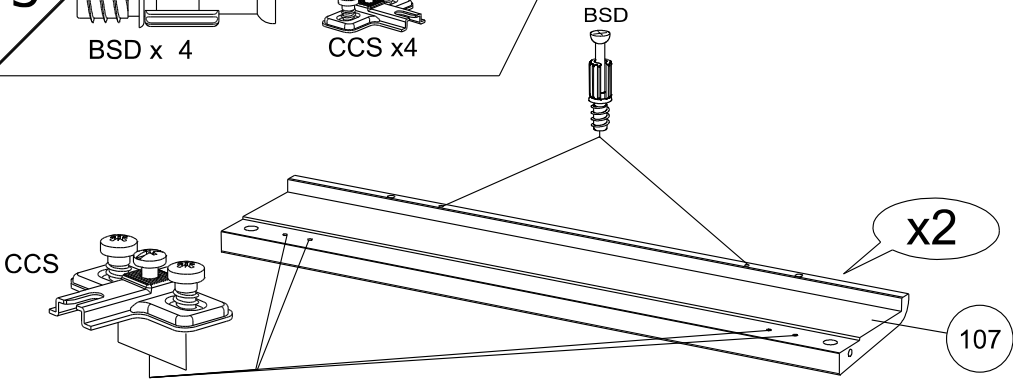
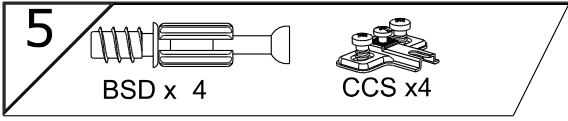
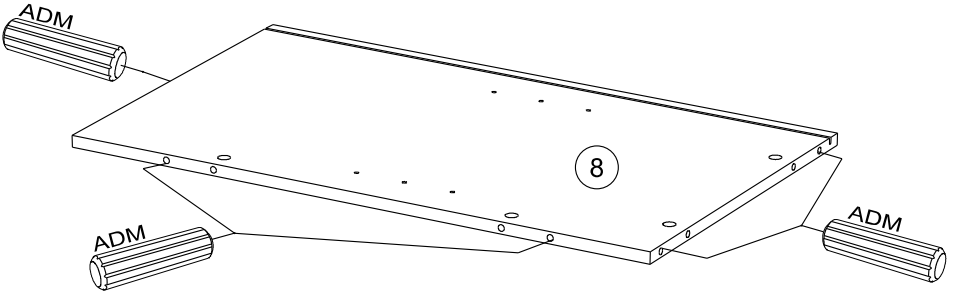
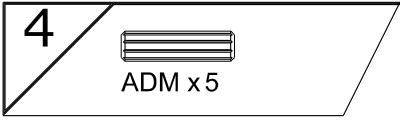
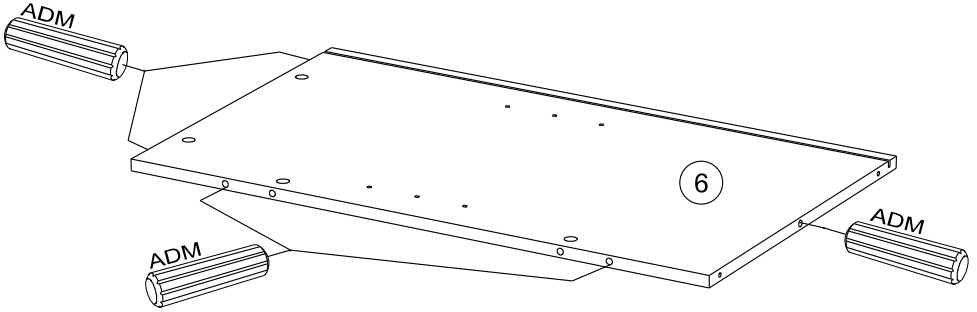
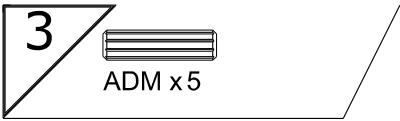
BSM x2

BIJ x4

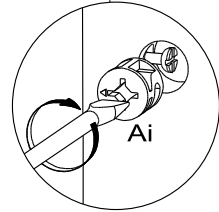
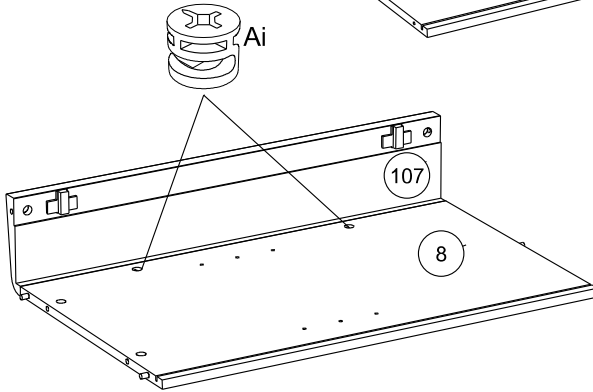
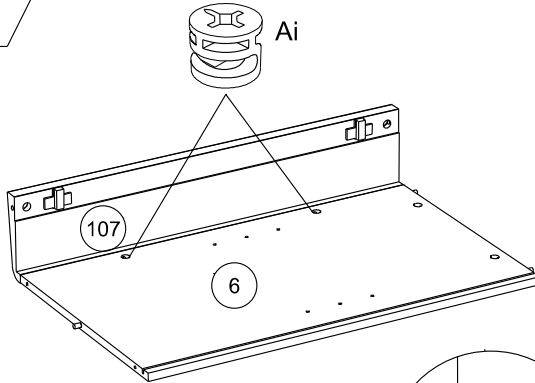
VJ x 8

BSD x 2

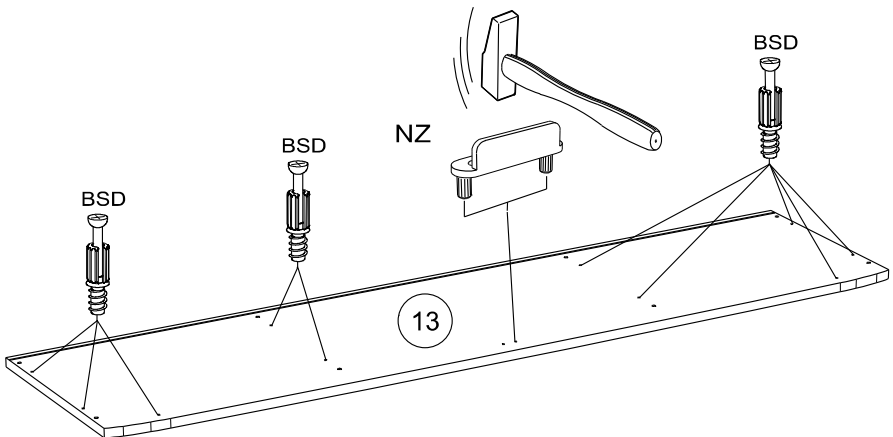
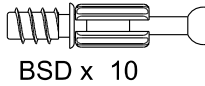
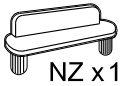




6



7



8

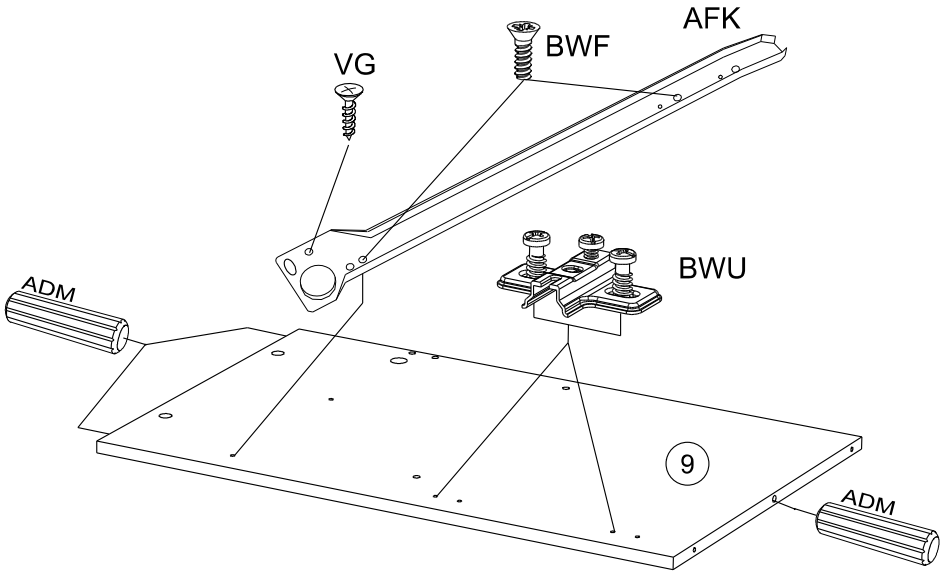
ADM x3

BWU x2

BWF x2

AFK x1

VG x1



9

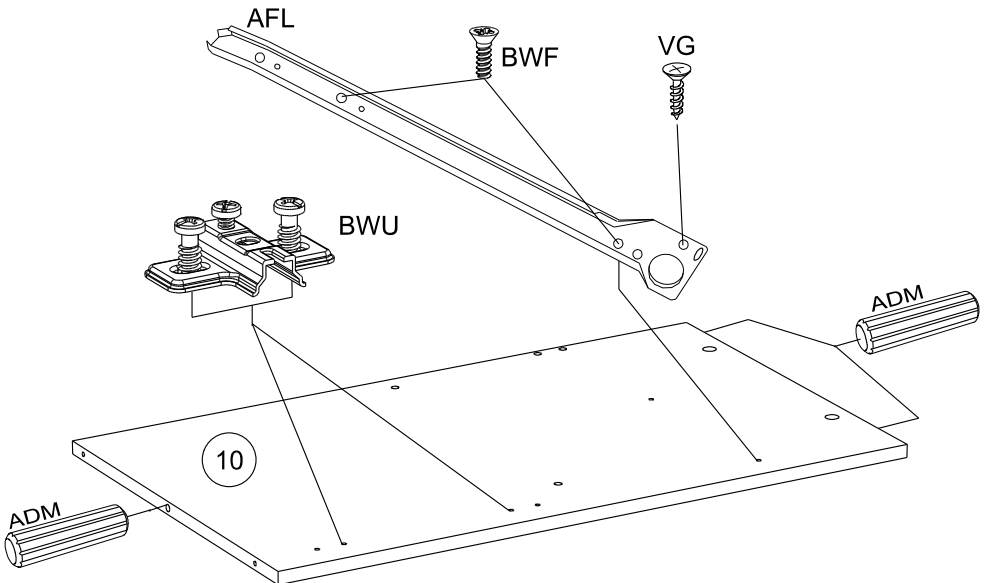
ADM x3

BWU x2

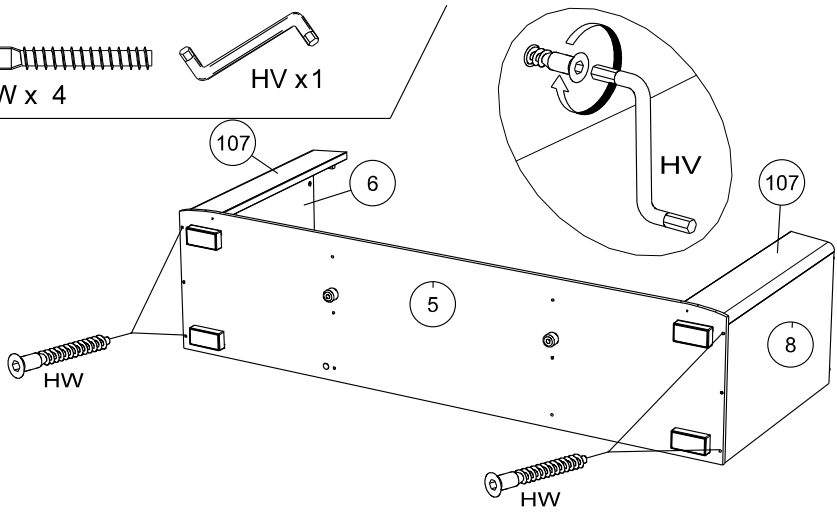
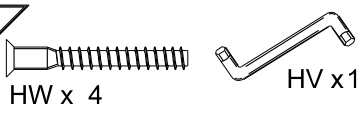
BWF x2

AFL x1

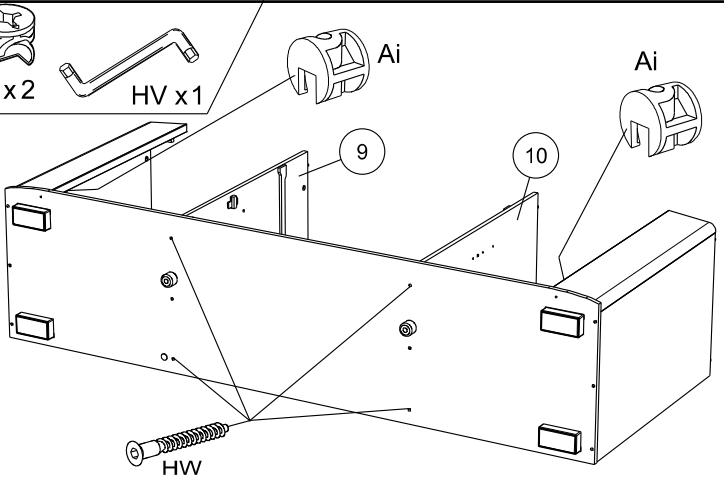
VG x1



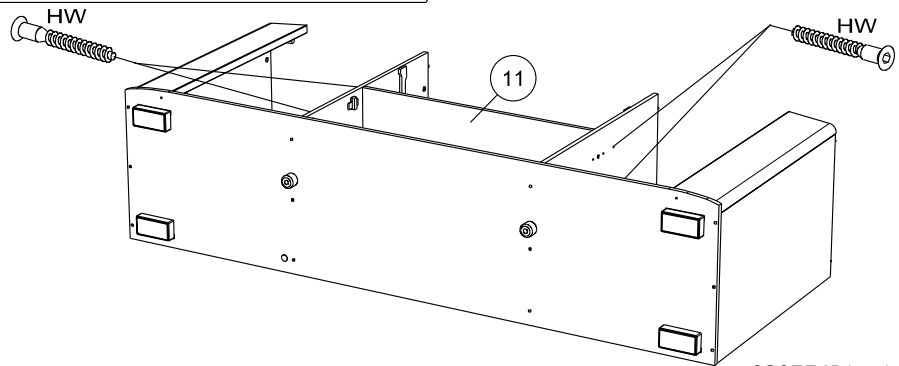
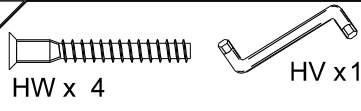
10



11



12



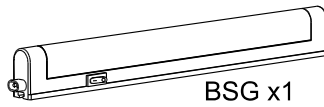
13



BSI x2



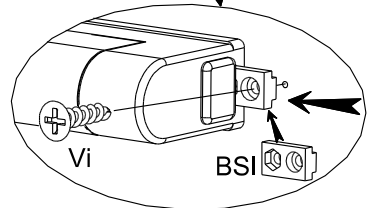
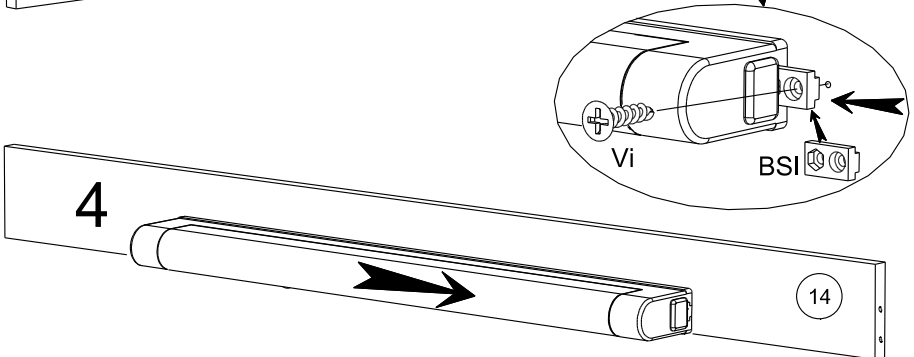

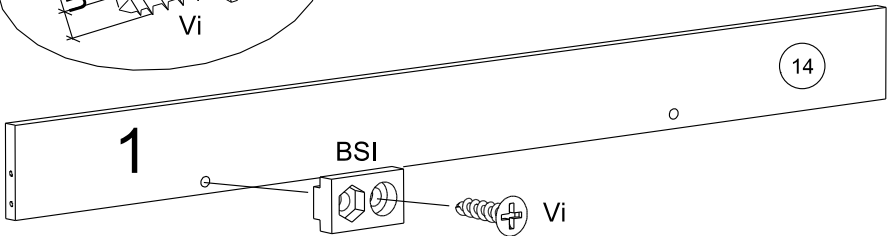
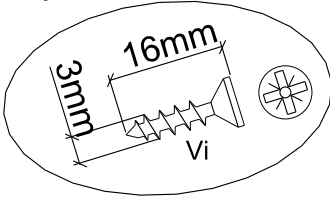
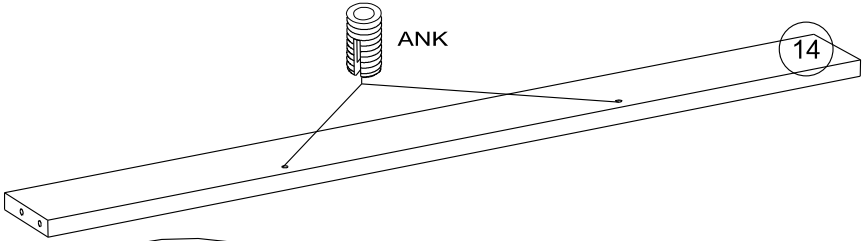
Vi x 2



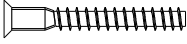
BSG x1



ANK x 2



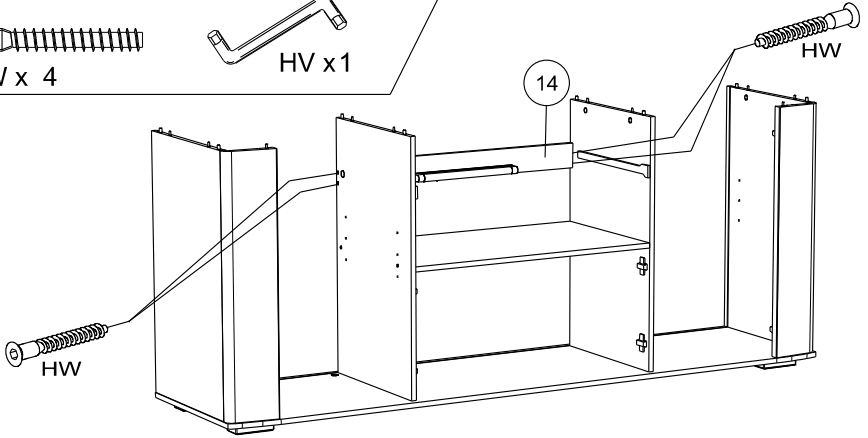
14



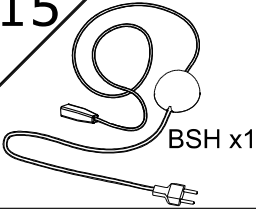
HW x 4



HV x 1



15



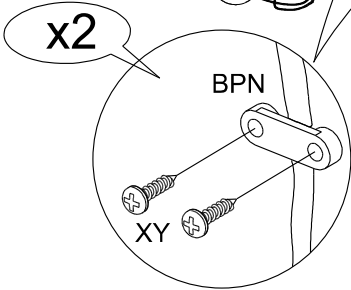
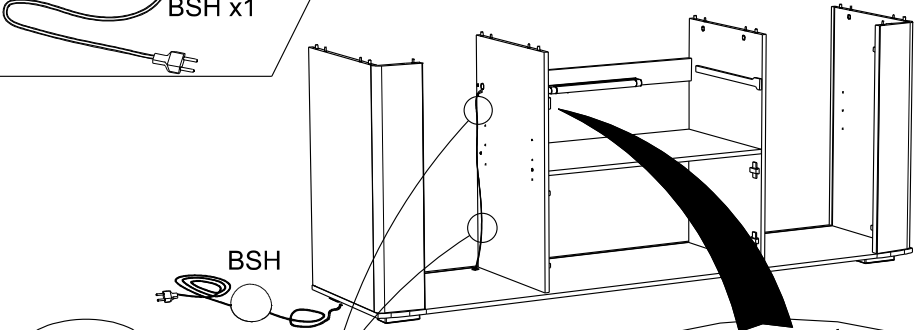
BSH x 1



BPN x 3



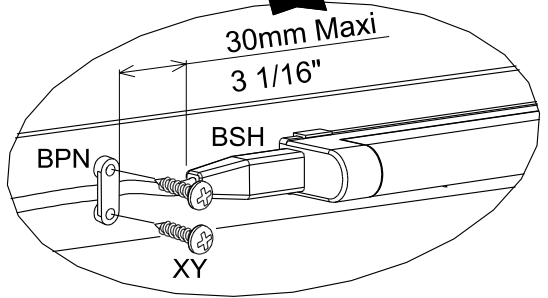
XY x 6



x2

BPN

XY



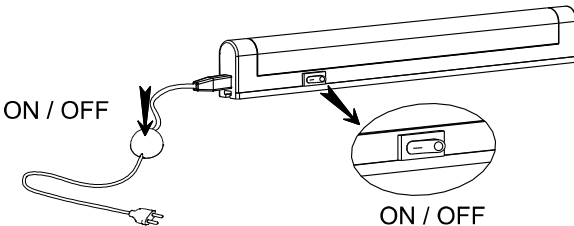
30mm Maxi

3 1/16"

BPN

BSH

XY

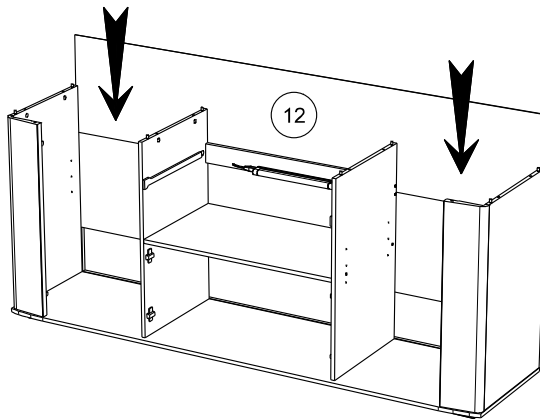


ON / OFF

ON / OFF



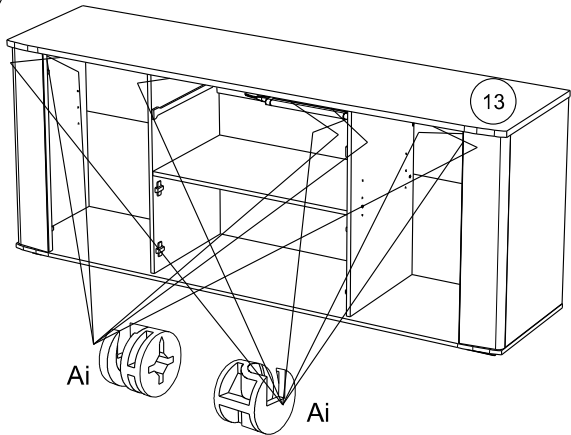
16



17



Ai x 10



18

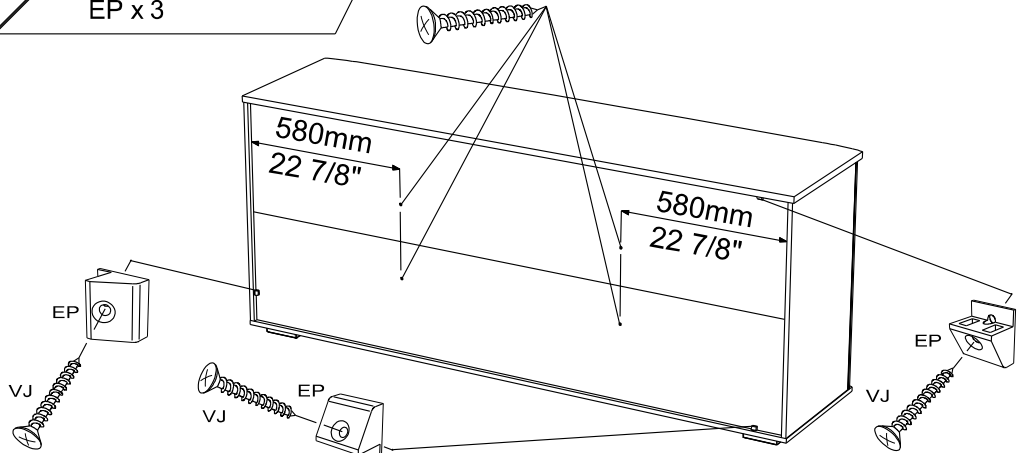


EP x 3



VJ x 7

VJ



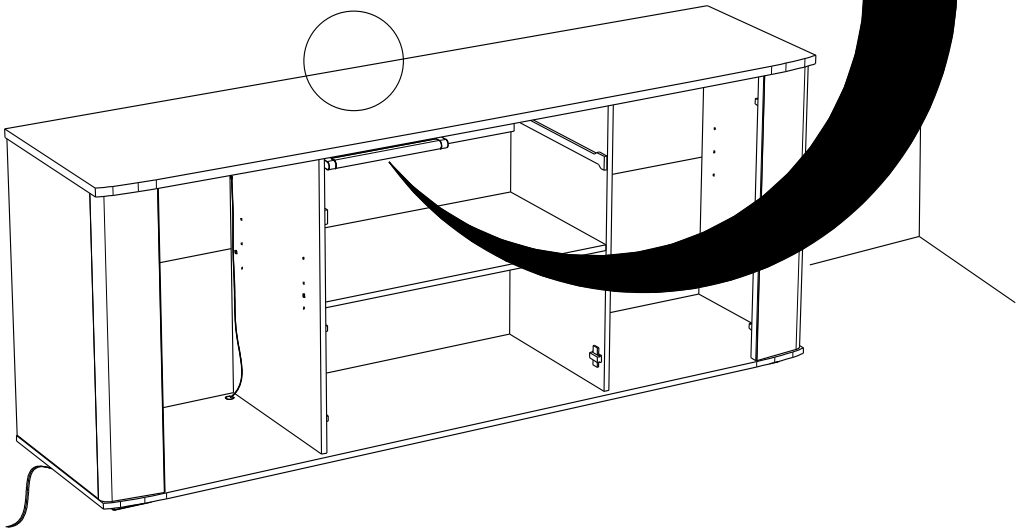
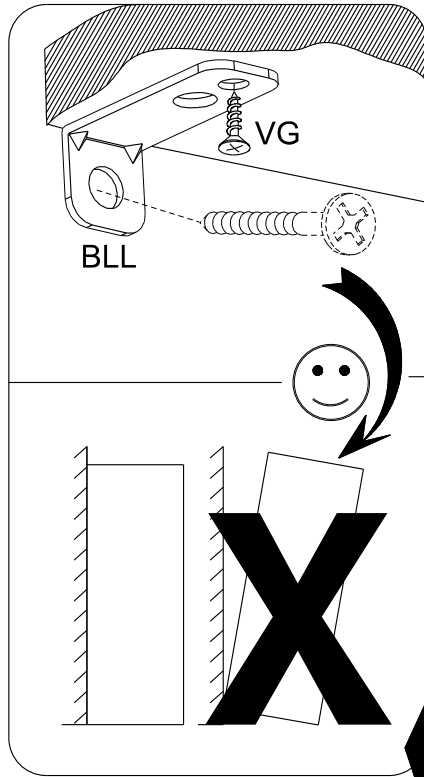
19



BLL x1



VG x1



- FR** Pour votre sécurité : Fixation du meuble au mur
Attention, la fixation doit être réalisée par une personne compétente car cela nécessite des chevilles adaptées à la nature de votre mur.
- EN** For your safety: the unit should be secured to the wall.
NB this should be carried out by a competent person as you must use the right rawlplug for your type of wall.
- DE** Zu Ihrer Sicherheit: Befestigen Sie das Hochbett an der Wand.
Achtung: Diese Befestigung ist durch eine fachlich kompetente Person vorzunehmen. Hierfür sind für die Bauweise Ihrer Wand geeignete Dübel einzusetzen.
- ES** Por su seguridad: Fijar el mueble a la pared.
Advertencia: la fijación la ha de llevar a cabo por personal adecuado, ya que requiere el uso de tacos que se adapten al tipo de pared.
- PT** Para sua segurança: fixação do móvel ao muro
Atenção: a fixação deverá ser efetuada por pessoa habilitada, visto que são necessárias cavilhas adaptadas ao tipo de parede.
- IT** Avvertenza di sicurezza: il fissaggio del mobile a parete deve essere realizzato da una persona competente, in quanto l'operazione richiede l'impiego di tasselli adatti alla natura del muro.
- NL** Voor uw veiligheid: bevestiging van het meubel aan de muur.
Opgelet de bevestiging moet worden uitgevoerd door een bekwame persoon daar dit voor uw type muur geschikte pluggen vereist.
- CZ** Z bezpečnostních důvodů: upevněte nábytek do zdi
Pozor, upevnění je třeba svěřit kompetentní osobě, neboť vyžaduje hmoždinky vhodné pro vaši zed.
- HU** Az Ön biztonsága érdekében : a bútor falra rögzítése
Figyelmeztetés : a rögzítés csak megfelelő szakképesítéssel rendelkező személy által végezhető el, mert a rögzítéshez a falnak megfelelő csavarokra van szükség.
- PL** Dla bezpieczeństwa: mocowanie mebla do ściany
Uwaga, mocowanie musi zostać wykonane przez osobę kompetentną, ponieważ wymaga to zastosowania kołków dostosowanych do rodzaju ściany.
- RO** Pentru securitatea dumneavoastră: fixarea mobilierului de perete
Atenție, fixarea trebuie să fie realizată de o persoană calificată, deoarece sunt necesare dispozitive de fixare adaptate caracteristicilor peretelui dumneavoastră
- RU** Для вашей безопасности: Крепление мебели к стене
Внимание! Крепление должно производиться опытным специалистом, т.к. для такой установки потребуются штифты, соответствующие типу вашей стены.
- SK** Z bezpečnostných dôvodov: nábytok upevnite k stene.
Dbajte na to, aby upevnenie vykonala kompetentná osoba, pretože pri upevňovaní sa vyžadujú kolíky vhodné do materiálu, z ktorého je stena vyrobená.
- TR** Güvenliğiniz için: Mobilyanın duvara sabitlemesi
Dikkat, sabitleme işlemi uzman biri tarafından yapılmalıdır çünkü bu işlem için duvarınızın malzemesine uygun dübellerin kullanılması gerekmektedir
- GR** Για την ασφάλειά σας : στερέωση των επίπλων στον τοίχο.
Προσοχή, η στερέωση πρέπει να γίνεται από ικανό άτομο, καθώς απαιτούνται σφίγγες προσαρμοσμένες στη φύση του τοίχου σας.

اللغة العربية

لسلامتكم الشخصية: تثبيت قطعة الأثاث على الحائط
تحذير، يجب أن يقوم شخص متخصص بعملية التثبيت على الحائط إذ أنها تتطلب اسفيناً
معيناً يتوافق مع طبيعة الحائط نفسه.

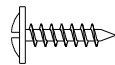
20



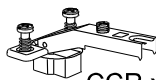
ANK x 8



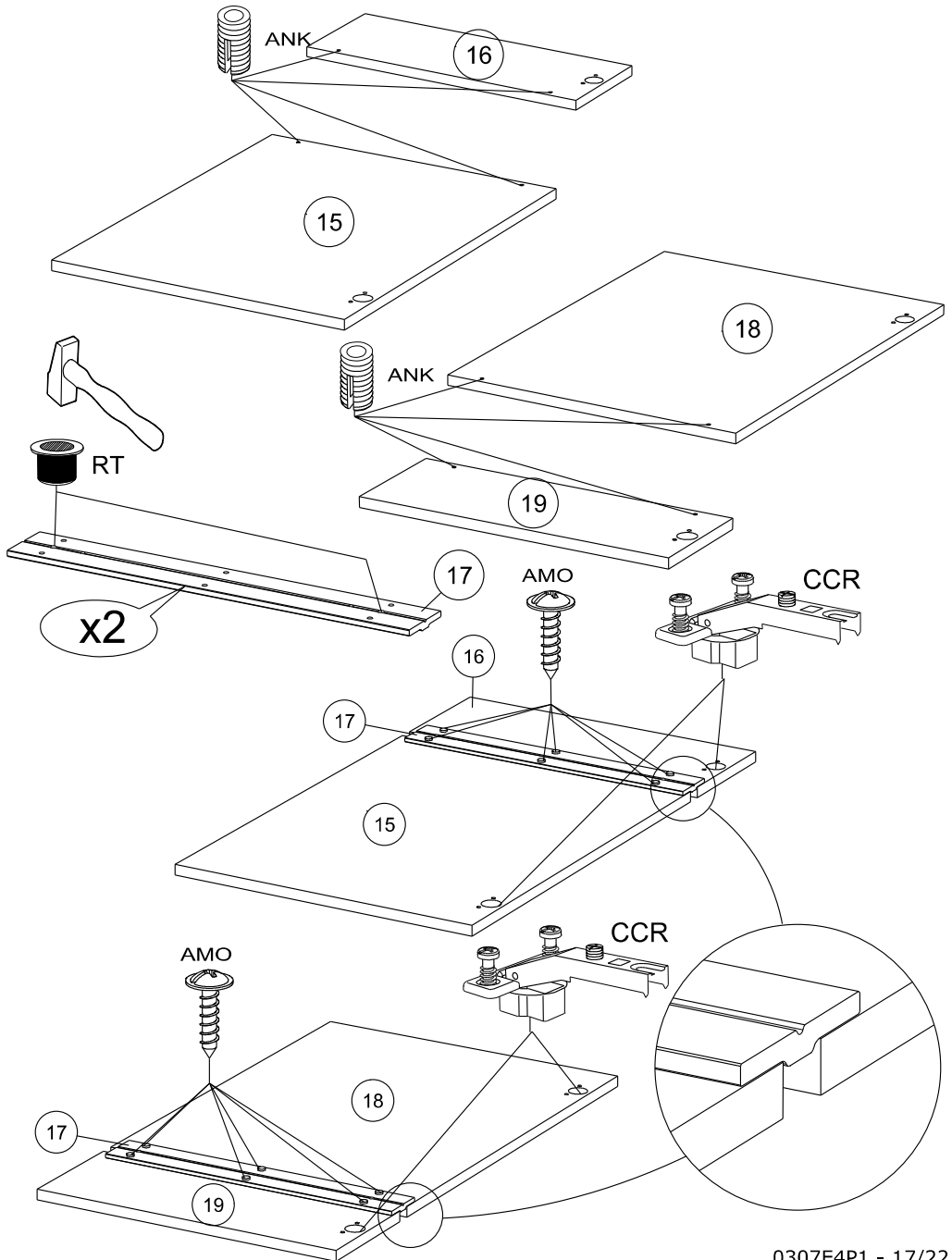
RT x 4



AMO x 12

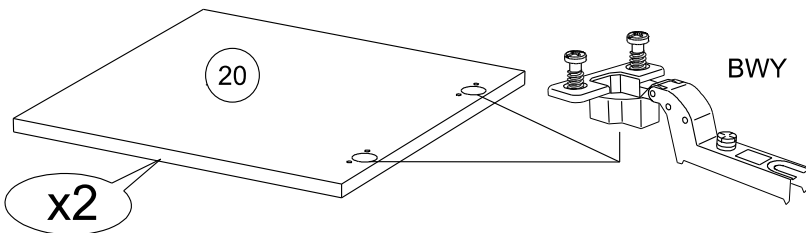
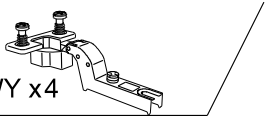


CCR x4



21

BWY x4



22

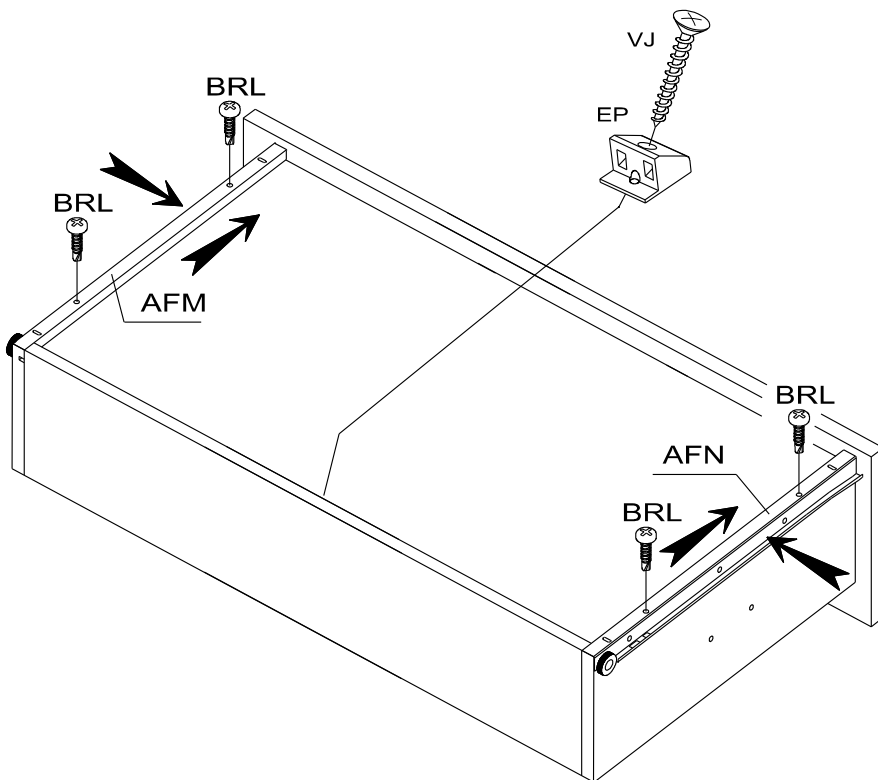

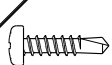
BRL x 4

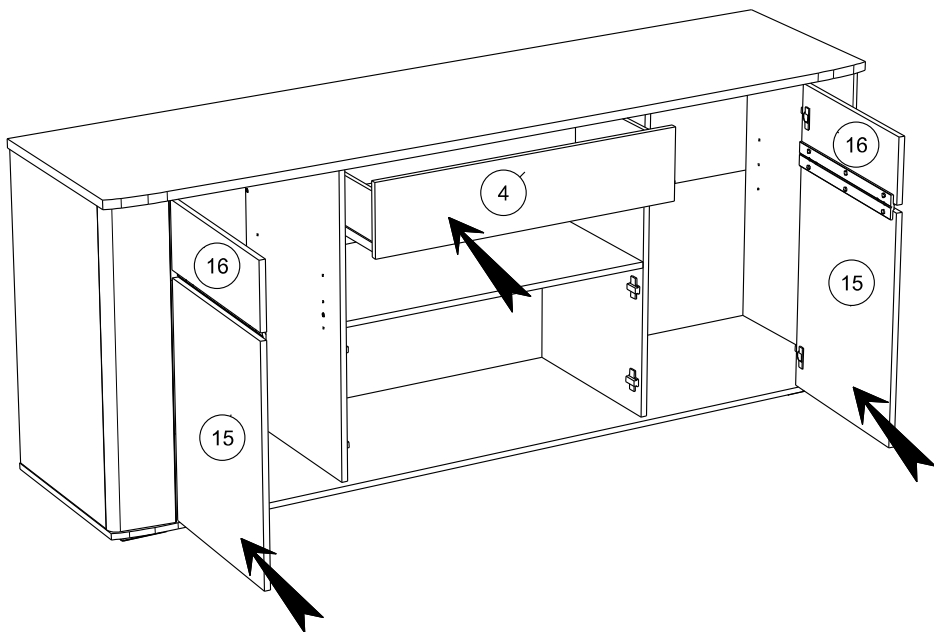
AFM x 1

AFN x 1

EP x 1

VJ x 1

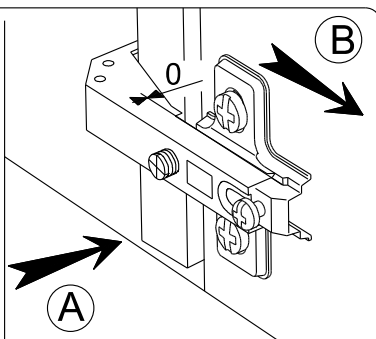




RCH-C-N

MONTAGE

- (GB) LEAFLET
- (D) AUFBAUANLEITUNG
- (E) MONTAJE
- (P) MONTAGEM
- (I) MONTAGGIO
- (NL) MONTAGE

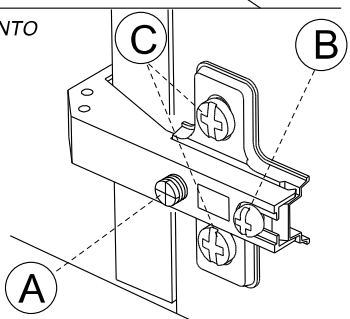
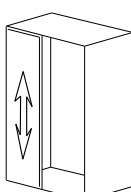
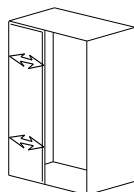
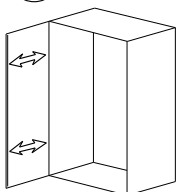


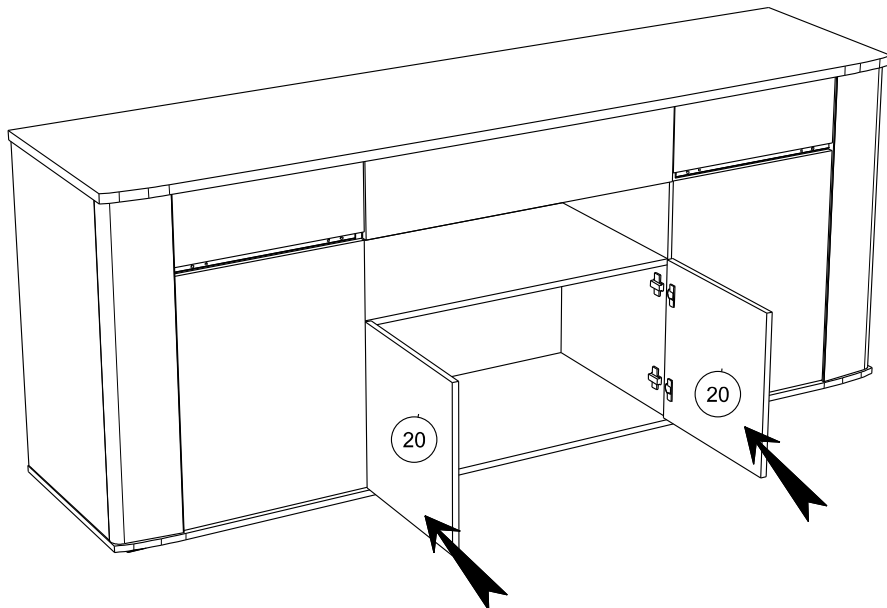
REGLAGE (GB) ADJUSTING (E) AJUSTER (I) AGGIUSTAMENTO
 (D) ANPASSUNG (P) REGULACAO (NL) AFSTELLING

(A)

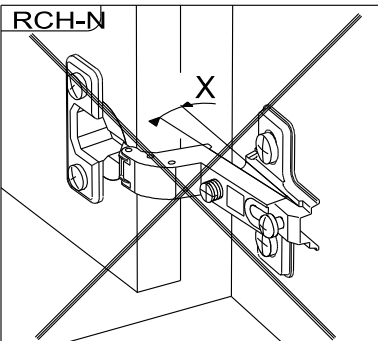
(B)

(C)



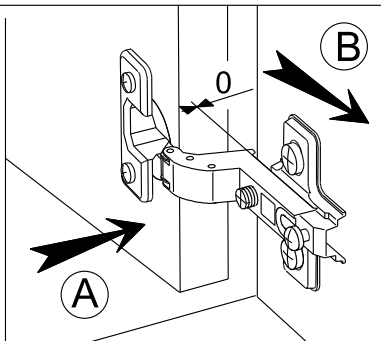


RCH-N



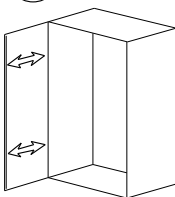
MONTAGE

- Ⓒ GB LEAFLET
- Ⓓ D AUFBAUANLEITUNG
- Ⓔ E MONTAJE
- Ⓟ P MONTAGEM
- Ⓜ I MONTAGGIO
- Ⓝ NL MONTAGE

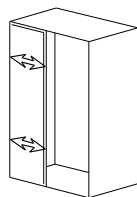


REGLAGE Ⓒ GB ADJUSTING Ⓔ E AJUSTER Ⓜ I AGGIUSTAMENTO
 Ⓓ D ANPASSUNG Ⓟ P REGULACAO Ⓝ NL AFSTELLING

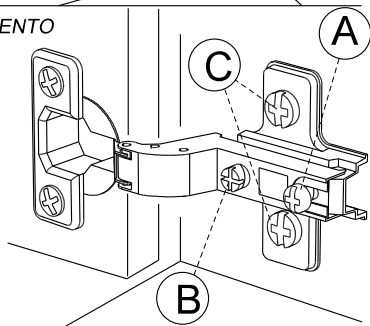
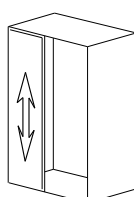
Ⓐ



Ⓑ

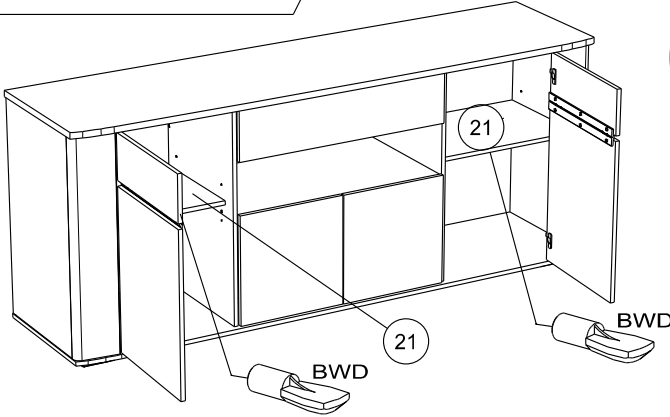


Ⓒ



25

BWD x 8

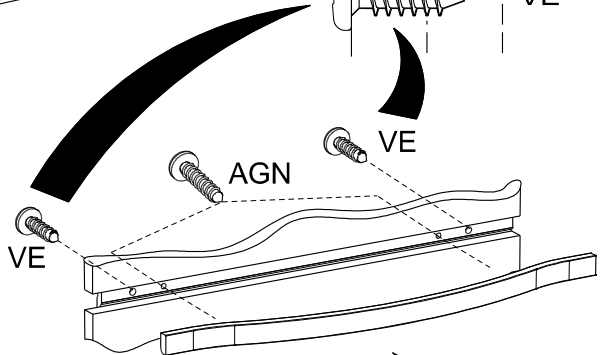
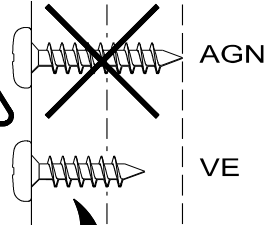
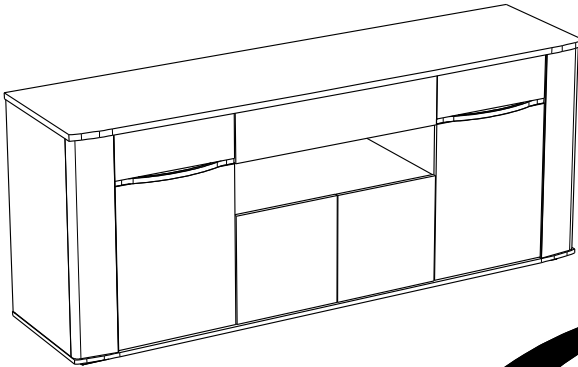



26

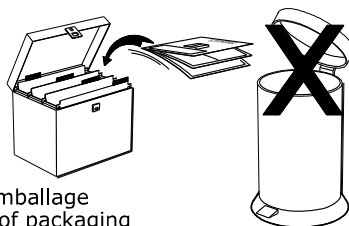
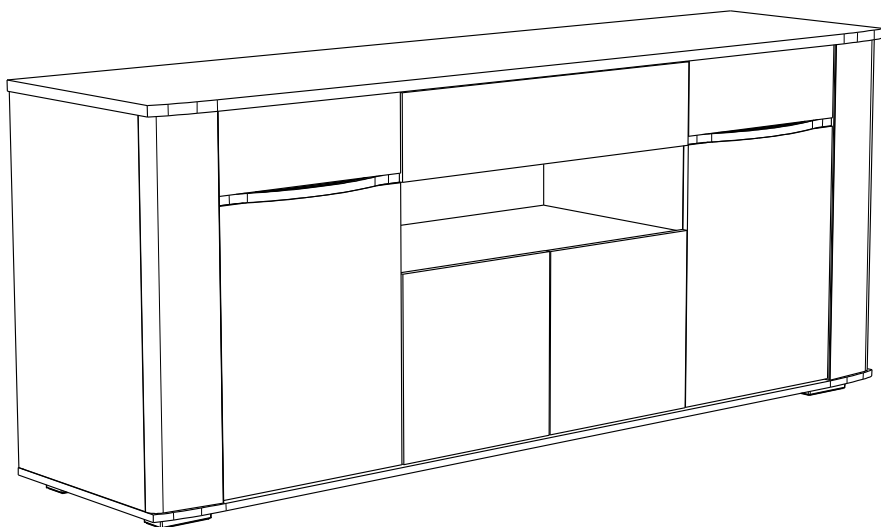
AGN x 4

VE x 4

x 2



x2



Faites un geste pour l'environnement en triant vos déchets d'emballage
Make a gesture for the environment by sorting out your waste of packaging
Machen Sie eine Bewegung für die Umwelt, ihre Verpackungsabfälle sortierend
Haga un gesto para el medio ambiente escogiendo sus residuos de embalaje