











ASSEMBLY INSTRUCTION

TCHYAH0-YASI

PARTS LIST

①  1PC	②  1PC	③  1PC	④  1PC	⑤  1PC	⑥  1PC	⑦  5PCS	⑧  6PCS	⑨  3PCS	⑩  1PC
---	---	---	---	---	---	--	--	--	---

ATTENTION: IN ORDER FOR THE SCREWS TO BE SET FIRMLY , IT IS RECOMMENDED THAT THE SCREWS ARE TO BE SERVICED EVERY FIVE MONTH SIMPLY BY TIGHTENING THEN .

